



Clemă șir distribuție cu capac care se poate deschide



TRACON	xP	mm ²	OUT	Ui	In	X	IN	OUT
FLS016	1P	3×16	3×16	4×10	4×6	1.000 V AC/DC	80 A	3×M6 4×M4
FLS050	1P	1×50	1×35	6×25	6×16	1.000 V AC/DC	125 A	1×M12 6×M6
FLS070	1P	1×70	1×50	6×25	6×16	1.000 V AC/DC	160 A	1×M14 6×M6
FLS0120	1P	1×120	1×95	2×35 5×25 4×16	2×25 5×16 4×10	1.000 V AC/DC	250 A	1×M16 2×M10 5×M6 4×M8
FLS0150	1P	1×150	1×120	2×35 5×25 4×16	2×25 5×16 4×10	1.000 V AC/DC	400 A	1×M20 2×M10 5×M6 4×M8
FLS08X25	1P	 (8×25)	-	2×35 5×25 4×16	2×25 5×16 4×10	1.000 V AC/DC	500 A	2×M8 2×M10 5×M6 4×M8
FLS050-3P	3P	1×50 1×50 1×50	1×35 1×35 1×35	6×16 6×16 6×16	6×10 6×10 6×10	690 V AC/DC	175 A	M10 M10 M10 6×M6 6×M6 6×M6
FLS035-4P	4P	1×35 1×35 1×35 1×35	1×25 1×25 1×25 1×25	5×10 2×25 5×10 5×6 2×25 2×16 5×10 5×6 2×25 2×16 6×25 6×16 4×16	5×6 2×16 5×6 5×6 2×16 2×16 5×6 5×6 2×16 2×16 6×16 4×10	690 V AC/DC	125 A	M5 M5 M5 M5 5×M4 2×M5 5×M4 2×M5 5×M4 2×M5 6×M5 4×M5

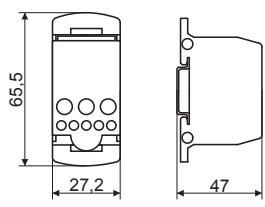


RELEVANT STANDARD
IEC 60947-7-1

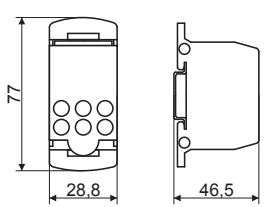


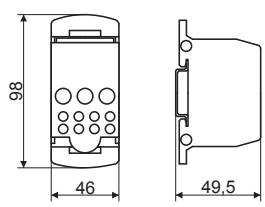





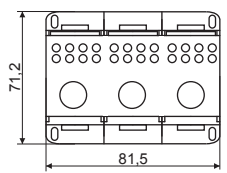
FLS016



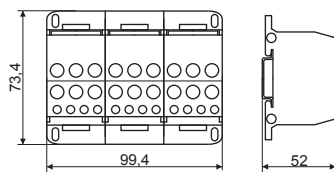
FLS050
FLS070



FLS0120
FLS0150
FLS08X25



FLS050-3P



FLS035-4P