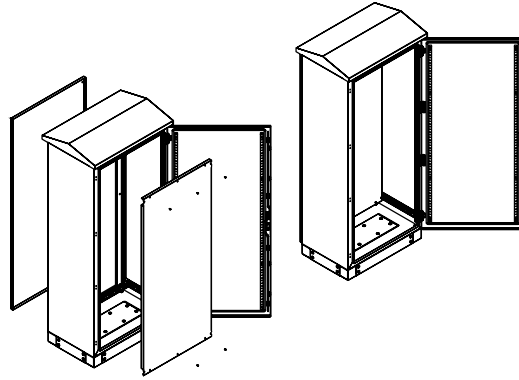


# EXTERNAL ENCLOSURES

## Technical Characteristic



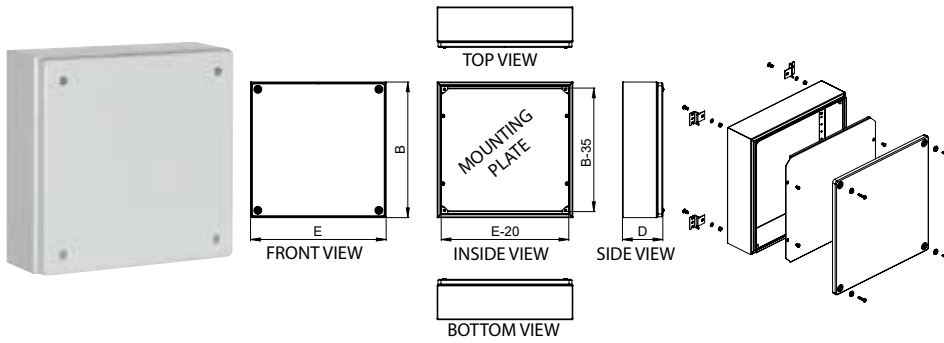
- Color , RAL7035 Grey
- IP65
- IK10
- Thickness 1.5mm
- Foamed in Door Gasket
- Included Galvanized Mounting Plate



## For Floor Installation

Code	Dimension (WxHxD)	Door
CP 158	600x1600x400	1
CP 159	600x1900x500	1
CP 160	600x2100x500	1
CP 163	700x1600x400	1
CP 164	700x1900x500	1
CP 165	700x2100x500	1
CP 168	800x1600x400	1
CP 169	800x1900x500	1
CP 170	800x2100x500	1

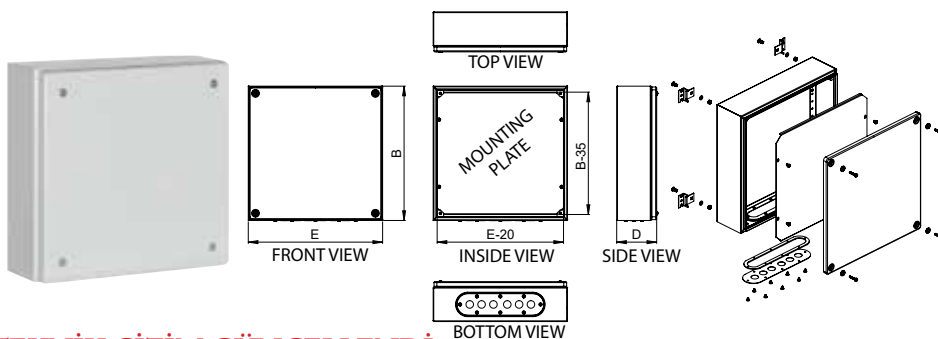
# METAL JUNCTION BOXES



## Blank Sides

Code	Dimension (WxHxD)	Door
CP 1515 T	150x150x120	1
CP 2020 T	200x200x120	1
CP 2520 T	250x200x120	1
CP 3020 T	300x200x120	1
CP 3025 T	300x250x120	1
CP 3030 T	300x300x120	1
CP 4020 T	400x200x120	1
CP 4030 T	400x300x120	1
CP 4040 T	400x400x120	1

\*IP54



## Flush Mounting

Code	Dimension (WxHxD)	Door
CP 1515 F	150x150x120	1
CP 2020 F	200x200x120	1
CP 2520 F	250x200x120	1
CP 3020 F	300x200x120	1
CP 3025 F	300x250x120	1
CP 3030 F	300x300x120	1
CP 4020 F	400x200x120	1
CP 4030 F	400x300x120	1
CP 4040 F	400x400x120	1

\*IP54

TEKNİK ÇİZİM GÜNCELLENDİ