

Product Benefits

- Easy & quick installation
- Energy efficient and long lasting
- Slim design
- Made of aluminium body
- Built-in driver
- Polyester powder coating for outdoor use
- Tempered Glass

Application

- General outdoor lighting
- Home garden backyards
- Industrial halls
- Warehouses
- Indoor & outdoor light show areas
- Open area parking lots



A+

LED

20,000 HOURS

2 YEARS WARRANTY

IP44

SENSOR

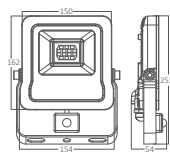
MODEL NO	TYPE	BODY COLOR	CCT	WATT	LUMEN	VOLTAGE	CRI	P.F.	ANGLE	MATERIAL	PCS/CTN
BT61-23002	Flood-SL	Grey	3000K	30W	2400Lm	220V-240VAC	>70	>0.95	120°	Aluminium	20
BT61-23032	Flood-SL	Grey	6500K	30W	2400Lm	220V-240VAC	>70	>0.95	120°	Aluminium	20

This luminaire contains built-in LED lamps.

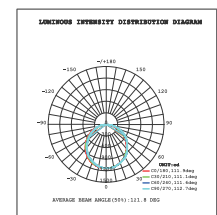
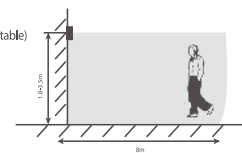
The lamps cannot be changed in the luminaire.

BRAYTRON

874/2012



Power consumption : 0.45W (static 0.1W)
 Time delay : Min.5sec-Max.5min.(adjustable)
 Detection angle : 120°
 Detection distance : Max.8m (<240°)
 Detection speed : 0.6-1.5m/s
 Ambient light : <3-2000lux
 Installation height : 1.8m-3.5m



CE ENEC

LVD

EMC

ErP COMPLIANT

RoHS COMPLIANT

Hg 0.0mg

IP44

Max. Dimmable

> 25,000

-20°C +40°C

*Technical information indicated above may have tolerance $\pm 10\%$. For final updated information please visit website www.braytron.com