

Features

- Easy & quick installation
- Energy efficient and long lasting
- Saves up to %80 energy
- Homogenous illuminance
- Aesthetic Design
- Ingress Protection against water
- Suitable for indoor & outdoor ceiling use

Application


- General outdoor lighting
- Industrial halls
- Parking lots, Warehouses
- Cold storage rooms



Linkable



MODEL NO	TYPE	BODY COLOR	CCT	WATT	LUMEN	VOLTAGE	CRI	P.F.	ANGLE	MATERIAL	PCS/CTN
BT07-30610	Proline-IPG	White	4000K	22W	2400Lm	220V-240VAC	>80	>0.9	120°	Plastic	20
BT07-30630	Proline-IPG	White	6500K	22W	2400Lm	220V-240VAC	>80	>0.9	120°	Plastic	20
BT07-31210	Proline-IPG	White	4000K	45W	5000Lm	220V-240VAC	>80	>0.9	120°	Plastic	20
BT07-31230	Proline-IPG	White	6500K	45W	5000Lm	220V-240VAC	>80	>0.9	120°	Plastic	20
BT07-31510	Proline-IPG	White	4000K	60W	6600Lm	220V-240VAC	>80	>0.9	120°	Plastic	20
BT07-31530	Proline-IPG	White	6500K	60W	6600Lm	220V-240VAC	>80	>0.9	120°	Plastic	20

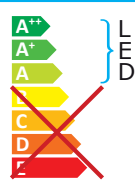


This luminaire contains built-in LED lamps.


The lamps cannot be changed in the luminaire.

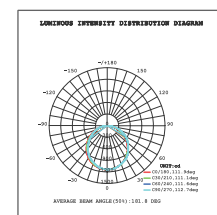
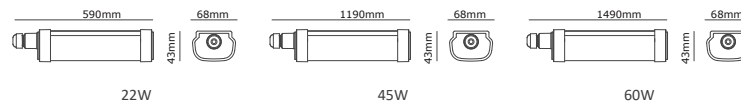
BRAYTRON

874/2012



LED





*Technical information indicated above may have tolerance $\pm 10\%$. For final updated information please visit website www.braytron.com