


Features

- Easy & quick installation
- Energy efficient and long lasting
- Directional illuminance
- Anti-glare design
- Smart product for tool-free installation
- Made of aluminium die-cast body
- Optional Dimmable driver
- External driver
- Suitable for ceiling use

Applications

- Shops
- Offices
- Hotels
- Showrooms
- Cafe & restaurants
- Living areas



Powered by
SAMSUNG LED



MODEL NO	TYPE	SOCKET	BODY COLOR	CCT	WATT	LUMEN	VOLTAGE	CRI	P.F.	ANGLE	MATERIAL	PCS/CTN
BD30-01600	Shopline-PB	2-Wires	White	3000K	30W	2660Lm	220V-240VAC	>80	>0.95	24°	Aluminium	20
BD30-01610	Shopline-PB	2-Wires	White	4000K	30W	2660Lm	220V-240VAC	>80	>0.95	24°	Aluminium	20
BD30-01620	Shopline-PB	2-Wires	White	5000K	30W	2660Lm	220V-240VAC	>80	>0.95	24°	Aluminium	20
BD30-01601	Shopline-PB	2-Wires	Black	3000K	30W	2660Lm	220V-240VAC	>80	>0.95	24°	Aluminium	20
BD30-01611	Shopline-PB	2-Wires	Black	4000K	30W	2660Lm	220V-240VAC	>80	>0.95	24°	Aluminium	20
BD30-01621	Shopline-PB	2-Wires	Black	5000K	30W	2660Lm	220V-240VAC	>80	>0.95	24°	Aluminium	20

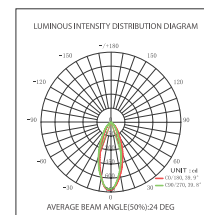
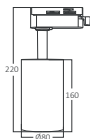
This luminaire contains built-in LED lamps.

The lamps cannot be changed in the luminaire.

LED

A+ A A- C D E

BRAYTRON 874/2012



*Technical information indicated above may have tolerance $\pm 10\%$. For final updated information please visit website www.braytron.com