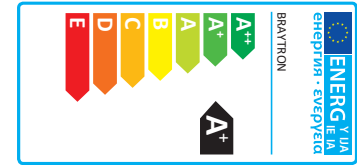
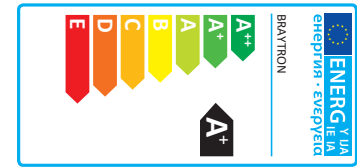




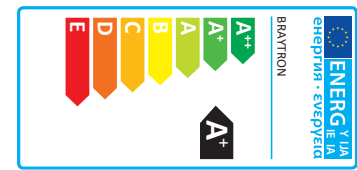
MODEL NO	TYPE	SOCKET	CCT	WATT	EQUIVALENT	LUMEN	VOLTAGE	CRI	P.F.	ANGLE	MATERIAL	PCS/CTN
BB37-00420	G45-Amber	E27	2200K	4W	40W	360Lm	220V-240VAC	>80	>0.5	360°	Glass	100



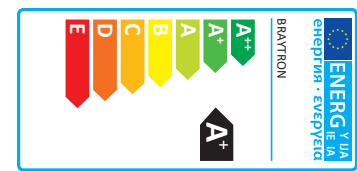
MODEL NO	TYPE	SOCKET	CCT	WATT	EQUIVALENT	LUMEN	VOLTAGE	CRI	P.F.	ANGLE	MATERIAL	PCS/CTN
BB39-00420	T45	E27	2200K	4W	32W	360Lm	220V-240VAC	>80	>0.5	360°	Glass	100



MODEL NO	TYPE	SOCKET	CCT	WATT	EQUIVALENT	LUMEN	VOLTAGE	CRI	P.F.	ANGLE	MATERIAL	PCS/CTN
BB46-00420	ST64-Amber	E27	2200K	4W	32W	360Lm	220V-240VAC	>80	>0.5	360°	Glass	50



MODEL NO	TYPE	SOCKET	CCT	WATT	EQUIVALENT	LUMEN	VOLTAGE	CRI	P.F.	ANGLE	MATERIAL	PCS/CTN
BB46-00620	ST64-Amber	E27	2200K	6W	45W	510Lm	220V-240VAC	>80	>0.8	360°	Glass	50



\*Technical information indicated above may have tolerance ±%10. For final updated information please visit website [www.braytron.com](http://www.braytron.com)