



F&F Filipowski sp.k., ul. Konstytynowska 79/81, 95-200 Pabianice, tel.: +48 (42) 214 90 37, e-mial: biuro@fif.com.pl, www.fif.com.pl



AZH-S

Dusk-to-dawn sensor

Index: AZH-S

Power supply: **195÷253 V AC**

Maximum load: **16 A**

Mounting: **surface** mounted

Ø 10 mm external probe included

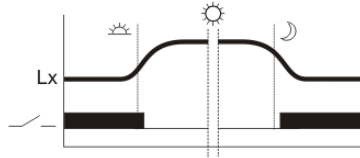
Twilight switch is used to control light sources or other energy receivers depending on the intensity of lighting - turns off at dawn and turns on at dusk.



DESCRIPTION

Action

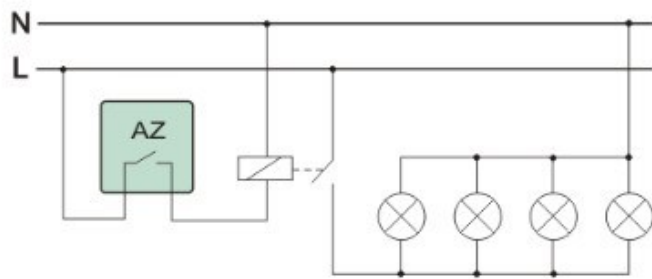
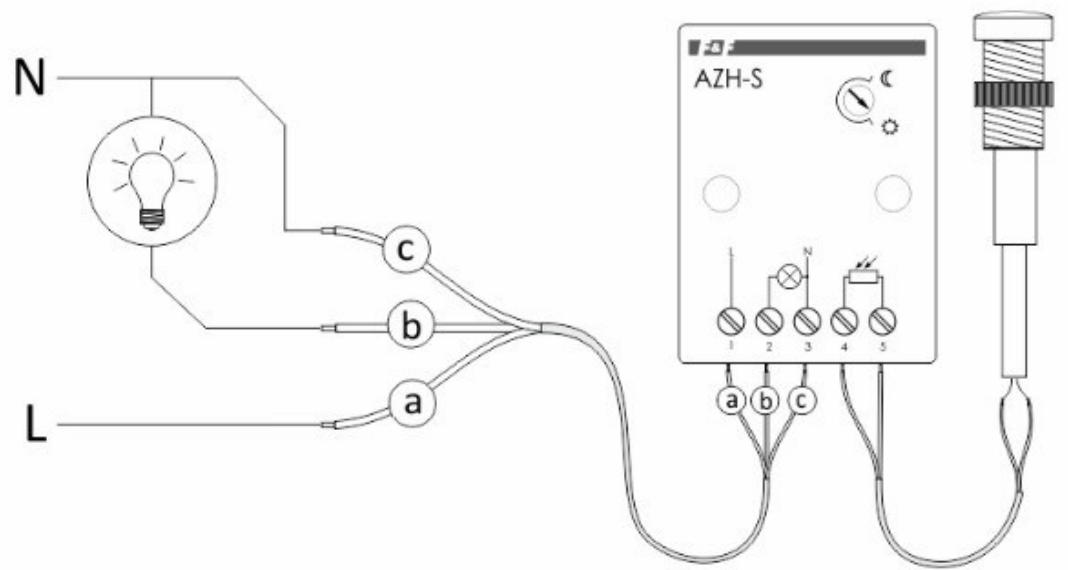
Place **the external** probe of **the twilight switch** in a place with constant access to natural daylight, which by changes in its intensity will cause the lighting to switch on and off. The time of switching on the lighting can be set by the user with a potentiometer. Turning towards the "moon" - will switch on later, turning towards the "sun" - will switch on earlier. AZH-S **twilight switch** has a system that delays switching on and off the lighting, thus eliminating the impact of interference (e.g. lightning) on the operation of the device.



ATTENTION!

It is possible to specially manufacture **dusk switches** for other voltages than those specified in the technical data table, such as 12 V, 24 V, 48 V and 110 V AC/DC and others.

SCHEME



Układ sterowania stycznikiem załączającym odbiorniki o łącznym poborze prądu przewyższającym dopuszczalne obciążenie styku automatu zmierzchowego

TECHNICAL DATA

Engaging brightness	2-1000 lx
Switching-off brightness	2-1000 lx
Switch-off delay	20 s
Switching-on delay	10 s
Max. switching power	4000 W
Suitable for C-load	Nie
Halogen free	Tak
Nominal voltage	230 V
Max. switching current (resistive load)	16 A
Type of sensor	Separate light sensor
Contacts	1 make contact (NO)
Mounting method	Surface mounted
Material	Plastic
Material quality	Thermoplastic
Surface protection	Untreated
Suitable for degree of protection (IP)	IP20
Max. switching power LED	250 W
Width	51 mm
Height	67 mm
Depth	25.5 mm
Colour	Grey
Operating temperature	-25-50 °C
RAL-number (similar)	7035
Diameter	0 mm
Min. depth of built-in installation box	0 mm

Manual

CE declaration

Certificate