



# DELTA<sup>^</sup> detail



- 1 Cable entries up to max. M63, preferably from the top or bottom.
- 2 PCE hinged windows from 2 to 18 modules can be used in IP54 or IP66/67. The transparent protective, upward opening, cover of the window can be locked and sealed.
- 3 A variable groove shaped rail retention system on the inside floor allows optimum and individual positioning of the fittings, assembly plates, etc.
- 4 The cover and bottom part of the enclosure is connected by a flexible hinge, available in 2 different lengths.
- 5 The enclosures can be optimally adapted to each other thanks to the straight housing walls.
- 6 All external screws are made from stainless steel to resist in especially demanding operating conditions.
- 7 Wall mounting is possible in- or outside the protective area.
- 8 Distribution box ready wired on main terminal
- 9 Use of high-quality foamed\* polyurethane seals.
- 10 Any type of switchgears, socket devices, such as CEE sockets 16A 3p to 125A 5p and safety sockets (Austrian/German, French/Belgian, Danish, British or Swiss standards) can be used for assembling.
- 11 Metric thread insert made of brass\*\*.

\*) inserted in series Lech

\*\*) with series Lech directly in the plastic



# DELTA<sup>^</sup> COMBI

## DELTA COMBI

- **Socket outlet combination acc. EN 61439**
- Housing made of high durable, impact resistant PC
- Ready wired for connection
- **IP54** (IP67 on request)

Due to the compact design the DELTA enclosures can be combined individually and offer an endless possibility of solutions. According to each customer wish, we can offer and deliver within very short lead time a custom based solution.


Contact our sales team, we are happy to help you!



Combi with 2xStrobil7  
HxWxD = 520x444x140 mm

Layout example: (other combinations on request!)

Layout	CEE 400V 5p			SS 250V	Protection		Connection	InA RDF	Cat.No.
	63A	32A	16A	16A	RCD	MCB			
	1	1	1	4	1 x RCD 63A/4/0.03A (TYP A 63AT)	1xNH-fused load break switch 00 100A 3p  1xTytan D02 63A 3p  1 x LS 32A 3p-C 1 x LS 16A 3p-C 4 x LS 16A 1p-C	1xKT3 cable grommet top (ø14-54mm)  1xM50 cable gland top (ø32-38mm)  Terminal 3p (L1-L3) 35-120mm <sup>2</sup>  Copper bus bar terminal (N&PE) 16-120mm <sup>2</sup>	InA 200A RDF 0,6	<b>90992198</b>



90992198  
Combi with 2xSÖLDEN  
HxWxD = 520x594x165

InA= Rated current of switchgear and control gear assembly; RDF = Rated diversity factor

Vertical sidebar containing various icons: information (i), electrical symbols (circuit breaker, socket, plug), a padlock, a speech bubble, a microphone, a calendar, a game controller, a lightbulb, a car, and a hash symbol (#).