

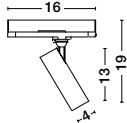


CRI 90

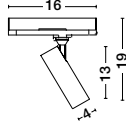
4 WIRES



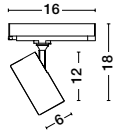
WEST | 9011941 · 10W · 3000K



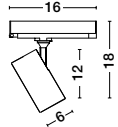
WEST | 9011942 · 10W · 3000K



WEST | 9011951 · 20W · 3000K



WEST | 9011952 · 20W · 3000K



| Photo | Code | Material | Watt | Volt | Ma | Driver | LED Chip | Dimension (cm) | Lumen | CRI | UGR | Beam Angle | Kelvin | Protection | Adaptor | Adj. | Dim. | Driver Included | Class |
|-------|---------|-------------------|------|----------|-----|---------|----------|----------------|--------|-----|-----|------------|--------|------------|---------|------|------|-----------------|-------|
| | 9011941 | Sandy White Alum. | 10W | 220-240V | 250 | Philips | Cree | D:4 H:19 | 950Lm | >90 | <13 | 36° | 3000K | IP20 | 4 Wires | ✓ | X | ✓ | I |
| | 9011942 | Sandy Black Alum. | 10W | 220-240V | 250 | Philips | Cree | D:4 H:19 | 950Lm | >90 | <13 | 36° | 3000K | IP20 | 4 Wires | ✓ | X | ✓ | I |
| | 9011951 | Sandy White Alum. | 20W | 220-240V | 500 | Philips | Cree | D:6 H:18 | 2100Lm | >90 | <10 | 36° | 3000K | IP20 | 4 Wires | ✓ | X | ✓ | I |
| | 9011952 | Sandy Black Alum. | 20W | 220-240V | 500 | Philips | Cree | D:6 H:18 | 2100Lm | >90 | <10 | 36° | 3000K | IP20 | 4 Wires | ✓ | X | ✓ | I |

COMPATIBLE WITH TRACK RAIL | 9193431 (BLACK) OR 9193421 (WHITE) - 7770630 (WHITE)

