

LED

872-ENTRY GRP

Industrial dust and waterproof luminaires with LED modules

Trend-setting lighting in IP66 (option in IP67), quick installation. Specially developed for LED applications.

CE

YOUR MAIN BENEFITS:

Size perfectly adapted to LED, easy to install, slim design



872-ENTRY GRP



IP66

FIELD OF APPLICATION:

Thanks to the construction principles of gasket, closing system and diffuser our LED fixtures ensure a high grade of protection (IP66) against dust, contamination and water permeation. (Optionally available in IP67). In accordance with their IP rating they can be widely used to illuminate spaces with dusty and humid environment. When using outdoors, the fittings should be protected against direct sunlight and adverse weather conditions. Under 0°C the application of venting cable gland is necessary, as well as the silicone gasket is recommended.



TECHNICAL DESCRIPTION AND BENEFITS:

- **Housing:** - Available in flame retardant **glass fibre reinforced polyester**, in light grey (RAL7035) colour (on request suitable for 850°C glow wire test too). Glass fibre reinforced polyester has very good temperature resistance and mechanical stability. Furthermore it is a good electrical insulator resisting the impacts of several chemicals and weather conditions. Its stability of size and shape at changing temperatures is excellent.
- **Diffuser:** Available in **PC** - injection moulded **opalised Polycarbonate** (high mechanical strength and high heat and shock resistance) or in **Acrylic** - injection moulded **opalised PMMA** (unique non-aging properties, high chemical resistance).

Further benefits:

- **Extremely high lighting efficiency** through high **light permeability, unique on the market**, up to 90%
- An **excellent light uniformity** through **well-balanced light dispersing** (no shadows)
- **Elimination of the dazzling effect** (no glare)
- **Keeping the usual, well known features of the diffuser** such as chemical and heat resistance, mechanical features, **UV stabilization** etc.
- **Universal width** (no single and twin) and slim **shape simplifies the light calculation.**

- The **gasket** between the diffuser and the housing is available in two versions:

- **Injected silicone-based endless foam**
- **Non-aging PU** (polyurethane) **endless foam**

- **Fixing the diffuser to the body:** With tamper-proof (vandal-proof) stainless steel clips.

- **Gear tray** (reflector): White powder coated steel sheet according to Zhaga standards or customised.

- **Electrical components:** The adequate power supply is ensured through electronic driver, that is built into the luminaire.



Option:

IP67



1F

3F



PC 850°C



Main technical options

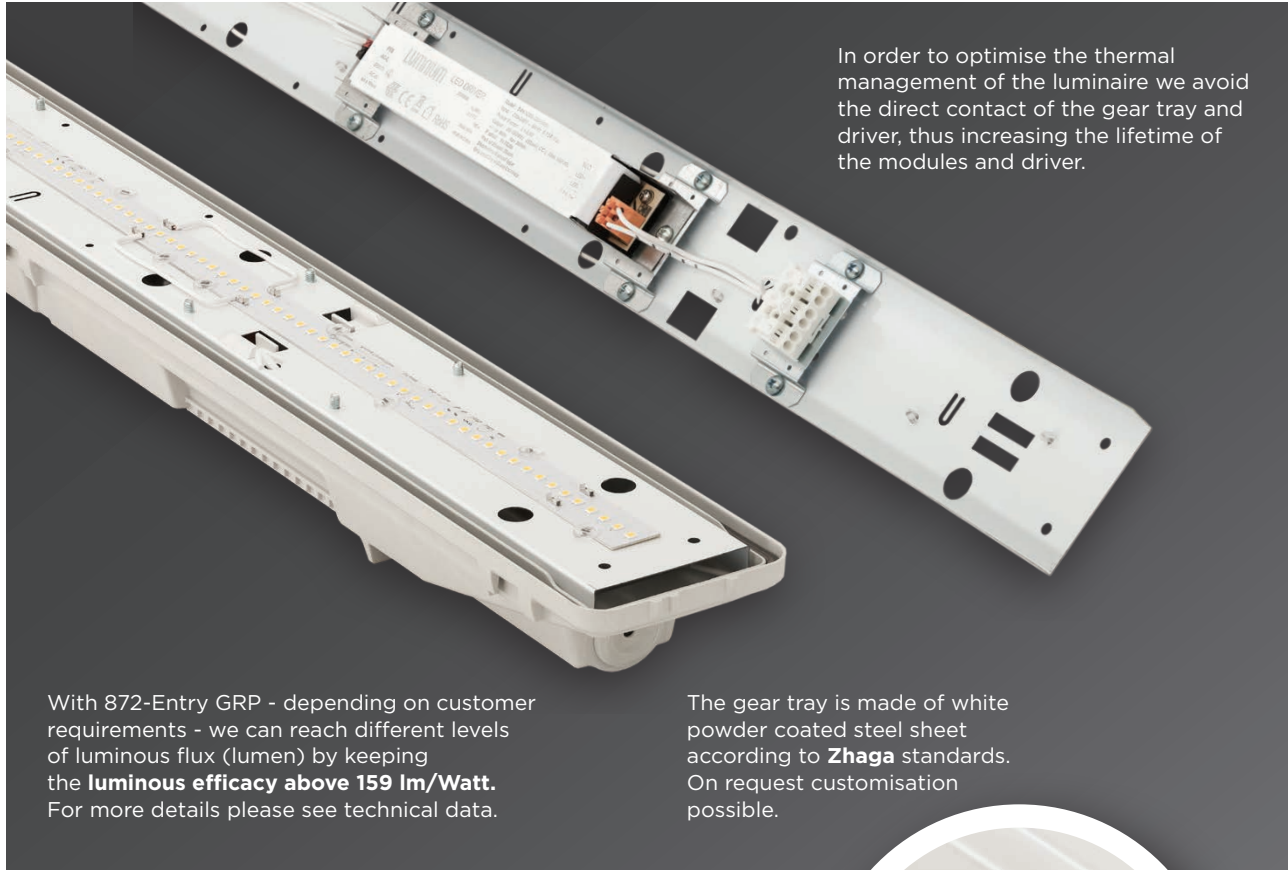
Our **opalised** diffuser achieves an **outstanding light transmissivity of up to 90%**. With this great light permeability, it is an **excellent choice for luminaires equipped with LED-modules**.



Compact design for LED



LED



In order to optimise the thermal management of the luminaire we avoid the direct contact of the gear tray and driver, thus increasing the lifetime of the modules and driver.

With 872-Entry GRP - depending on customer requirements - we can reach different levels of luminous flux (lumen) by keeping the **luminous efficacy above 159 lm/Watt**. For more details please see technical data.

The gear tray is made of white powder coated steel sheet according to **Zhaga** standards. On request customisation possible.

872-ENTRY GRP



The special **tamper-proof stainless steel clips** cannot be released with bare hands.

The **opal diffusers** are made of UV-stabilized material, specially **developed for LED** applications. This ensures among others a well-balanced light distribution and the **elimination of glare**.

The injected **silicone-based gasket** with enhanced resistance ensures **maximum** chemical and weather **resistance** even under tough conditions. Non-aging polyurethane foam is optionally available.




OPTIONS FOR CABLE ENTRY:

IP66 grommet

Cable gland



The **Rapid Connector** enables the electrical connection **without disassembling** the luminaire, thus **avoiding** a potential damage of the LED's inside the luminaire through **electrostatic discharge (ESD)**.



Ways of installing (options):

1. With **standard** (0,4 mm) stainless steel mounting brackets (easy-to-install) onto the **ceiling**.
2. With **strengthened** (0,6 mm) stainless steel mounting brackets. They are easy-to-install onto the **ceiling or the wall** (in horizontal position).
3. **Suspension** on chains, wire ropes etc. with stainless steel mounting brackets and **with hooks**.

The mounting brackets can be positioned with lateral flexibility for easy installation.



Technical data (extract)

* EPREL database is available at <https://eprel.ec.europa.eu/screen/product/lightsources/xxxxxxx> (where the xxxxxx have to be substituted by the reference number given in the last column)

Products with 5 years or optionally with 3 years warranty	Power (W)	Lum. total luminous flux emitted (lm)		Lum. efficacy (lm/W)		CCT (Kelvin)	CRI	Lifetime L70B50 (Ta=35°C)	Lifetime L80B10 (Ta=35°C)	A (mm)	B (mm)	Weight (kg)	EEI	Light source* (reference)
		PMMA	PC	PMMA	PC									
Lumnium EU 130 with Osram driver														
872 2ft (600mm)	25	3200	3000	128	117	4000	>80	>72 000 h	>50 000 h	605	238±23	0,9	D	1059419
872 4ft (1200mm)	25	3500	3300	136	126	4000	>80	>72 000 h	>50 000 h	1185	700±78	1,5	D	802364
872 5ft (1500mm)	30	4500	4200	137	127	4000	>80	>72 000 h	>50 000 h	1477	1000±78	1,8	D	734821
872 4ft (1200mm)	36	5300	4900	136	126	4000	>80	>72 000 h	>50 000 h	1185	700±78	1,5	D	734862
872 5ft (1500mm)	50	7000	6600	137	127	4000	>80	>72 000 h	>50 000 h	1477	1000±78	1,8	D	734813
Lumnium EU PRO 160 with Osram driver														
872 4ft (1200mm)	22	3500	3200	159	145	4000	>80	>72 000 h	>50 000 h	1185	700±78	1,5	C	803878
872 5ft (1500mm)	27	4400	4100	163	152	4000	>80	>72 000 h	>50 000 h	1477	1000±78	1,8	C	734800
872 4ft (1200mm)	31	5000	4600	161	148	4000	>80	>72 000 h	>50 000 h	1185	700±78	1,5	C	803933
872 5ft (1500mm)	41	6800	6300	165	153	4000	>80	>72 000 h	>50 000 h	1477	1000±78	1,8	C	734760
Osram Basic Linear G3														
872 2ft (600mm)	21	2600	2300	125	110	4000	>80	50 000 h	41 000 h	605	238±23	0,9	D	892178
872 4ft (1200mm)	23	3000	2700	130	120	4000	>80	50 000 h	46 000 h	1185	700±78	1,5	D	892186
872 5ft (1500mm)	28	3900	3600	140	130	4000	>80	50 000 h	50 000 h	1477	1000±78	1,8	D	892176 892186
872 4ft (1200mm)	39	5400	5000	140	130	4000	>80	50 000 h	41 000 h	1185	700±78	1,5	D	892188
872 5ft (1500mm)	47	6900	6400	145	136	4000	>80	50 000 h	41 000 h	1477	1000±78	1,8	D	892178 892188
Lumnium EU 130 with Osram DIP Switch driver														
872 4ft (1200mm)	23	3400	3100	136	126	4000	>80	>72 000 h	>50 000 h	1185	700±78	1,5	D	734862
	28	4100	3800											
	34	4800	4400											
	39	5300	4900											
872 5ft (1500mm)	30	4500	4200	137	127	4000	>80	>72 000 h	>50 000 h	1477	1000±78	1,8	D	734813
	37	5500	5100											
	44	6400	5900											
	51	7000	6600											

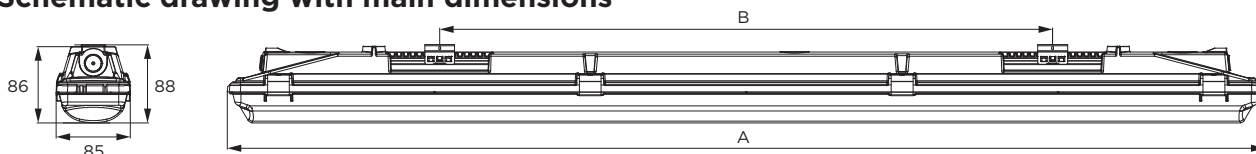
872-ENTRY GRP

Further options:

On request:



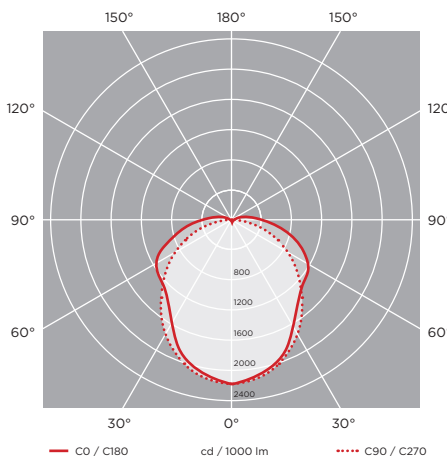
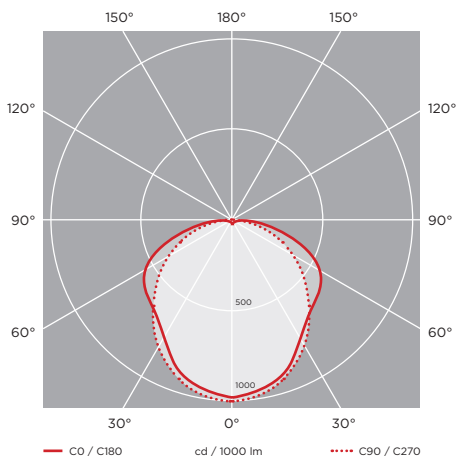
Schematic drawing with main dimensions



Photometric curves:

872-Entry GRP 4ft (1200mm) PMMA, Osram Basic Linear G3, 39W, 5400lm

872-Entry GRP 5ft (1500mm) PMMA, Lumnium EU PRO 160 41W, 6800lm



Luminaire customisation and the options of advanced controls are presented on page 5