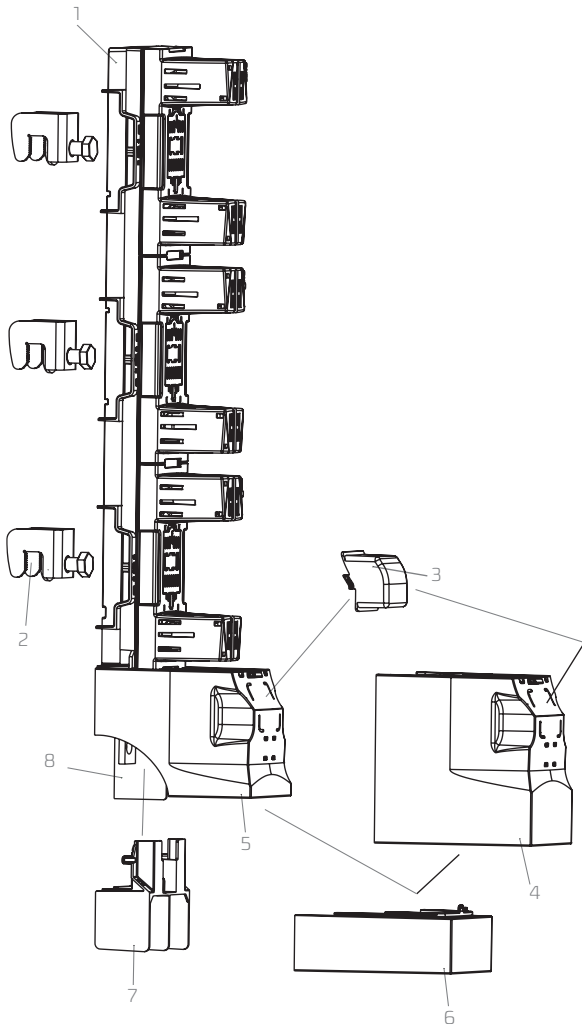


FUSE BASE PBS 2 (400 A, 690 V) PBS 3 (630 A, 690 V)



Option of fuse link
state indication
by neon indicator tube

Labels on busbar
terminals acces covers

Clip with label

Terminal shroud label



DESCRIPTON

1. Main base
2. Hooked clamp – for installation on to busbar system 1115281037T
3. Terminal shroud for fuse switch disconnecter with double V-clamps (2 x 240 mm²) 51-945480-011
4. Terminal shroud (long) 51-945480-011
5. Terminal shroud (short) 51-930271-011
6. Bottom adjusting shroud 51-930313-011
7. Cable terminal protective cover 51-930272-011
8. Protective barrier

PBS FUSE RAIL with lateral busbar terminal


(separation, coupling of busbar systems)

Table 72. Technical data

Parameter		PBS 2	PBS 3
Size		2	3
Rated thermal current I_{th}	A	400	630
Rated voltage U_n	V	690	690
Rated insulation voltage U_i	V	1000	1000
Rated frequency	Hz	50-60	50-60
Rated power dissipation	W	45	60
Rated short-circuit withstand current	kA	100	100
Mechanical durability	Number of cycles	100	100
IP degree of protection without fuse links installed	-	20	
IP degree of protection with fuse links and fuse links shrouds installed*	-	20	
Size of fuse links		2	3

Accessories on page 70, 71

*for more information about fuse links shrouds please see accessories



PBS 2-NR

PBS 3-NL

PBS fuse rail with lateral busbar terminal

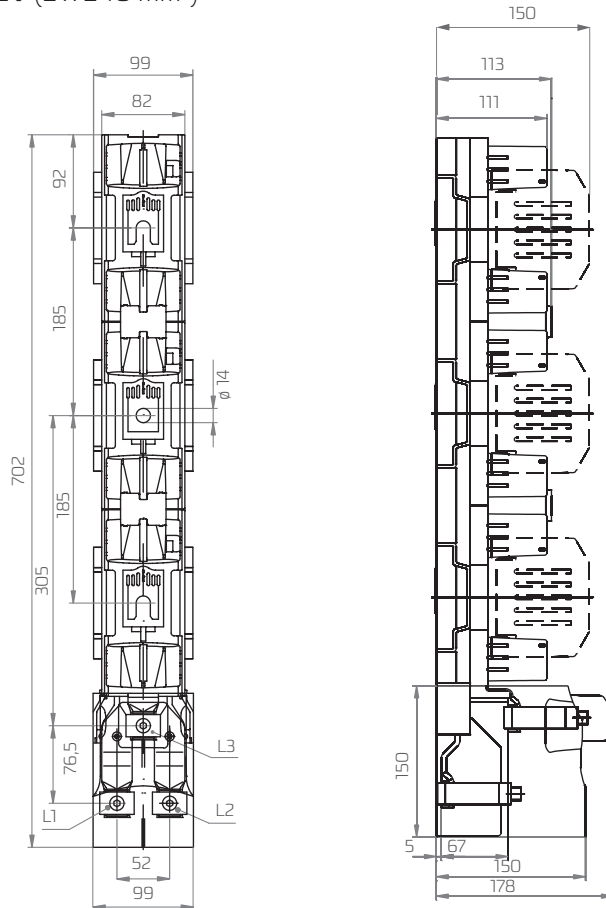
Table 73. Versions

Version		Weight	Article No.
PBS 2-NL	lateral busbar terminal - left side	2,2 kg	63-811673-011
PBS 2-NR	lateral busbar terminal - right side	2,2 kg	63-811673-031
PBS 3-NL	lateral busbar terminal - left side	3,0 kg	63-811673-021
PBS 3-NR	lateral busbar terminal - right side	3,0 kg	63-811673-041

Table 74. PBS with lateral busbar terminal clamps

Description	Drawing of clamp	PBS 2-NL (400 A)	PBS 2-NR (400 A)	PBS 3-NL (630 A)	PBS 3-NR (630 A)
Clamp		M12 screw	M12 screw	M12 screw	M12 screw
Cable terminal		Left side	Right side	Left side	Right side
Tightening torque		56 Nm	56 Nm	56 Nm	56 Nm

PBS 2 | PBS 3 with terminal 2V (2 x 240 mm²)



PBS 2 | PBS 3 with lateral busbar terminal

