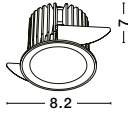





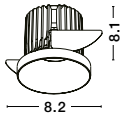
**GEMA | 62007**



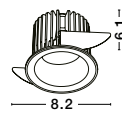
**GEMA | 62006**



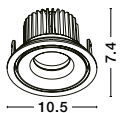
**GEMA | 620010**



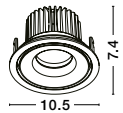
**GEMA | 62008**



**GIO | 620014**



**GIO | 620015**

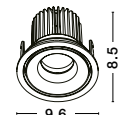


Included Philips Driver



Rotating

**MEA | 7770441**



**DRIVER | 6001**



Driver 10 Watt Philips  
Input: 220-240V AC 50/60Hz  
Output: 32-40 VDC  
0.25A Not Dimmable

**DRIVER | 9011763**



Driver 10 Watt Philips  
Input: 220-240V AC 50/60Hz  
Output: 32-40VDC 0.25A  
Not Dimmable

**DRIVER | 64001**



Driver 20 Watt Philips  
Input: 220-240V AC 50/60Hz  
Output: 32-40 VDC  
0.5A Not Dimmable



Photo	Code	Material	Watt	Ma	Lumen	LED Chip	Dimension (cm)	Cut Out (cm)	CRI	UGR	Beam Angle	Kelvin	Protection	Adj.	Driver Included	Class
	62007	Black Aluminium	10W	250	800Lm	Cree	D:8.2 H:7	7.5	>80	<18	38°	3000K	IP20	X	X	III
	62006	White Aluminium	10W	250	800Lm	Cree	D:8.2 H:7	7.5	>80	<18	38°	3000K	IP20	X	X	III
	620010	White Aluminium	10W	250	800Lm	Cree	D:8.2 H:7	7.5	>80	<17	38°	3000K	IP20	X	X	III
	62008	White Aluminium	10W	250	800Lm	Cree	D:8.2 H:7	7.5	>80	<18	38°	3000K	IP20	X	X	III
	620014	White Aluminium	10W	250	800Lm	Cree	D:10.5 H:7.4	9.6	>80	<18	38°	3000K	IP20	X	X	III
	620015	Black Aluminium	10W	250	800Lm	Cree	D:10.5 H:7.4	9.6	>80	<18	38°	3000K	IP20	X	X	III

**DON'T FORGET TO CONNECT THEM WITH DRIVER | code: 6001**

Photo	Code	Material	Watt	Ma	Lumen	LED Chip	Dimension (cm)	Cut Out (cm)	CRI	UGR	Beam Angle	Kelvin	Protection	Adj.	Driver Included	Class
	7770441	White Aluminium	15W	250	1275Lm	Luminus	D:9.6 H:8.5	8.5	>90	<18	24°	3000K	IP20	√	Philips	III

**step 1**



**step 2**



**step 3**





**you are ready!**