

# RS PRO LED P3

## Circular classic. Perfect shape.

Perfect efficiency. The perfect switched indoor light . The RS PRO LED P3 integrates harmoniously into corridors, hallways and stairwells. It combines timeless design and extremely easy installation with pioneering technology and unbeatable efficiency. As many as ten lights can be interconnected by cable. Also available as emergency light version.

**LED**

30 years  
( $\varnothing$  4,5h/day)

**20w**

max. 2310lm  
119lm/W



high frequency  
sensor 360°



$\varnothing$  1-8m



2-2000lux



5sec - 15min



networkable  
via cable



energy  
saving

**5 JAHRE**  
GARANTIE

manufacturer's  
warranty

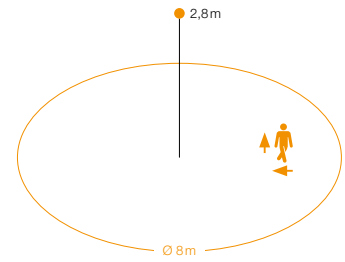
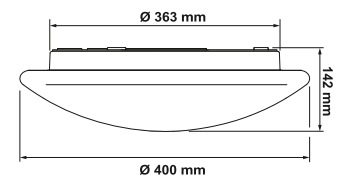
RS  
**PRO**  
SYSTEM

**LED**  
LONG LIFE

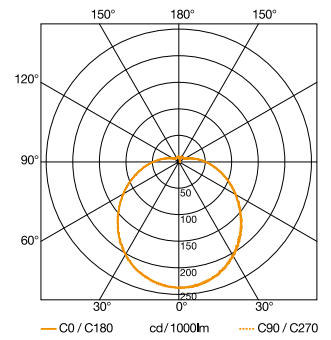


EAN RS PRO LED P3, WW	4007841 056148
EAN RS PRO LED P3, NW	4007841 056117
EAN RS PRO LED P3 Slave, WW	4007841 056131
EAN RS PRO LED P3 Slave, NW	4007841 056124
EAN RS PRO LED P3 Emergency Light, WW	4007841 058609
EAN RS PRO LED P3 Emergency Light, NW	4007841 058593
Dimensions (Ø x D)	Ø400x142 mm
Power supply	220-240 V, 50 / 60 Hz
Sensor type*	High-frequency
Transmitter power*	Approx. 1 mW
HF system*	5.8 GHz
Output P3	20W / 19.5W (slave)
Luminous flux (with shade) WW	2210lm
Luminous flux (with shade) NW	2310lm
Efficiency WW	113lm/W
Efficiency NW	119lm/W
Colour temperature WW	3000K/SDCM3
Colour temperature NW	4000K/SDCM3
Colour rendering	Ra ≥ 80
LED life expectancy	50,000 h (L70B10 to LM80)
LED cooling system	Passive Thermo Control
Angle of coverage*	360°
Detection*	Also through glass, wood and stud walls
Reach*	Ø1-8 m
Twilight setting*	2-2000lx
Time setting*	5 sec - 15 min
Basic light level*	10%
Soft light start	Yes
Manual override	Selectable, 4 h
IP rating	IP54
Protection class	II
Material	UV-resistant plastic (base) and PMMA (shade)
Temperature range	-10 to +40°C
With lamp	STEINEL LED system

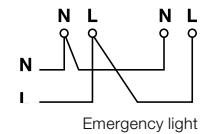
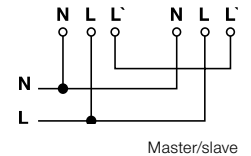
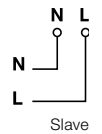
\*For sensor-controlled version only



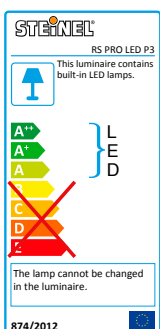
RS PRO LED P3 detection zone  
Possible mounting height: 2.5 - 4 m  
Orange: radial and tangential



RS PRO LED P3 light distribution curve




Sensor-Switched  
Lights for Indoors



Including STEINEL LED system



Intelligent soft light start



Optional basic light level 10%



Interconnectable by cable (maximum of 10 units)



Emergency light module in accordance with EN 60598-2-22

