

IS 3180

Great performers for industry and business.

100% surveillance over an area of up to 500 m².

These sensors are the perfect choice when it comes to protecting industrial and business premises and making them secure. It is important to have far-sighted guards that instantly respond to any movement. The IS 3180 is made for the job. The IP54 rating reliably protects its inner values: featuring top-calibre components such as two precision modular pyro sensors and a multi-lens, it watches over almost every last inch of areas measuring a good 500 m². The concealed installation sensor that combines everything that's important to electrical fitters and security personnel.




infrared
sensor 180°



4 - 8m
or 8 - 20m

2000w
max.



 LiveLink


IP54 / IP20


1,8 - 2,5m


2 - 1000 lux


5 sec - 15 min

TEACH
mode

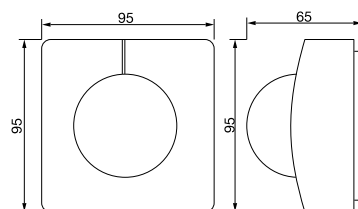

energy
saving

5 JAHRE
GARANTIE
manufacturer's
warranty



IS 3180

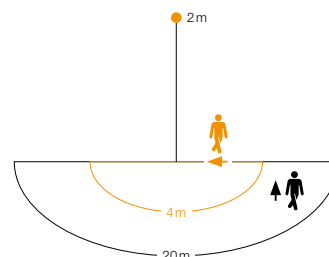
Surface-mounted	square (65x95x95 mm)
EAN COM1	4007841 009113
EAN PF	4007841 010508
EAN KNX	4007841 058135
EAN DALI	4007841 010553
EAN DALI-2	4007841 057350
EAN LiveLink	4007841 049409
Concealed	square (78x94x94 mm)
EAN COM1	4007841 055721
EAN PF	4007841 055769
EAN KNX	4007841 058142
EAN DALI	4007841 055738
EAN DALI-2	4007841 057367
EAN LiveLink	4007841 055752



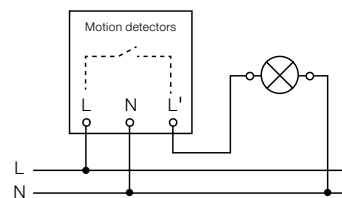
Surface-mounted, square
For further designs, see page 56

You will find information on the interfaces from page 52 onwards.

Type	Motion detector
Dimensions (H x W x D)	95 x 95 x 65 mm
Sensor type	Passive infrared
Where to use	Indoors and outdoors
Installation	Wall, corner
Mounting height	1.8 - 2.5m
Recommended mounting height	2m
Angle of coverage	180° with 90° angle of aperture
Capability of masking out individual segments	Yes
Reach	Basic setting 1: 8–20m tangential; temperature-stabilised
.	Basic setting 2: max. 4-8m, temperature-stabilised
.	+ precision adjustment by re-positioning the lens and using shrouds
Sensor system	7 detection levels, 448 switching zones
Twilight setting	2 - 1000lx
Teach function for twilight setting	Yes
Manual override	Selectable, 4 h
IP rating	Concealed: IP20 / surface-mounted: IP54
Temperature range	-20 to +50°C



IS 3180 detection zone (20 m lens)
Possible mounting height: 1.8 - 2.5 m
Orange: radial
Black: tangential



Also suitable for parallel operating mode.
Intrinsic-light detection.

Further circuit diagrams starting on page 52

Optional accessories

EAN corner wall mount, white	4007841 035174
EAN corner wall mount, black	4007841 648015
EAN black trim, surface-mounted, square.	4007841 056711
EAN black trim, concealed, square	4007841 056728
EAN User remote control RC5	4007841 592806
EAN Service remote control RC8	4007841 559410
EAN Remote control Smart Remote	4007841 009151

Refer to the 'Accessories' section for further information.



Surface-mounted, square



Concealed, square

UV-resistant plastic



Large terminal compartment



Optional corner wall mount available



Optional remote controls refer to page 298

