

# IS 3360

## With far-sightedness. And all-round vision.

Large spaces, multi-storey car parks and production buildings with ceiling heights of up to 4 m rarely provide installation surfaces every metre. These environments call for motion detectors with a long reach. Like the IS 3360. It detects any tangential movement within 20 metres. Even installed at heights of up to 4 metres. In short: one IS 3360 covers an area of more than 1000 m<sup>2</sup>! STEINEL infrared technology that keeps its promises.



infrared  
sensor 360°



max. 20m

**2000w**  
max.



LiveLink



IP54/IP20



2,5 - 4m



2 - 1000 lux



5sec - 15min

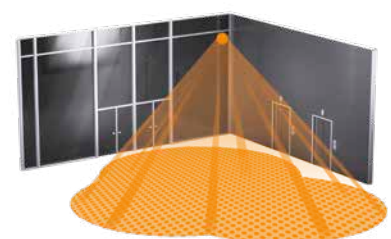
**TEACH**  
mode



energy  
saving

**5 JAHRE**  
GARANTIE

manufacturer's  
warranty



**IS 3360**

**Surface-mounted .....square (65x95x95 mm) round (65xØ126 mm)**

EAN COM1 .....	4007841 010478 .....	4007841 033446
EAN PF .....	4007841 010515 .....	4007841 033477
EAN KNX .....	4007841 058166 .....	4007841 058180
EAN DALI .....	4007841 010560 .....	4007841 033507
EAN DALI-2 .....	4007841 057237 .....	4007841 057251
EAN LiveLink .....	4007841 049362 .....	4007841 049386

**Concealed .....square (78x94x94 mm) round (78xØ124 mm)**

EAN COM1 .....	4007841 033460 .....	4007841 033453
EAN PF .....	4007841 033491 .....	4007841 033484
EAN KNX .....	4007841 058173 .....	4007841 058197
EAN DALI .....	4007841 033514 .....	4007841 033521
EAN DALI-2 .....	4007841 057244 .....	4007841 057268
EAN LiveLink .....	4007841 049379 .....	4007841 049393

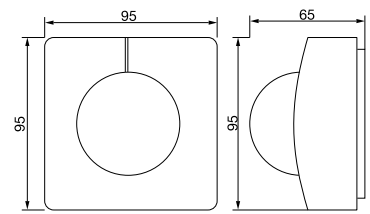
**You will find information on the interfaces from page 52 onwards.**

Type .....	Motion detector
Sensor type .....	Passive infrared
Where to use .....	Indoors and outdoors
Installation .....	Ceiling
Mounting height .....	2.5 - 4 m
Recommended mounting height .....	2.8 m
Angle of coverage .....	360° with 180° angle of aperture
Capability of masking out individual segments .....	Yes
Reach .....	max. Ø 40 m tangential (1257 m <sup>2</sup> ), temperature-stabilised
.....	+ precision adjustment using shrouds
Sensor system .....	11 detection levels, 1416 switching zones
Twilight setting .....	2 - 1000 lx
Teach function for twilight setting .....	Yes
Manual override .....	Selectable, 4 h
IP rating .....	Concealed: IP20 / surface-mounted: IP54
Temperature range .....	-20 to +50°C

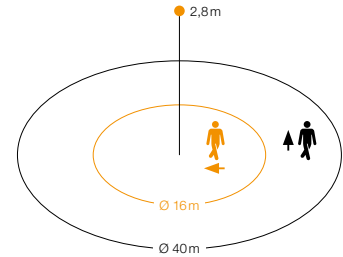
**Optional accessories**

EAN black trim, surface-mounted, square .....	4007841 056711
EAN black trim, concealed, square .....	4007841 056728
EAN black trim, surface-mounted, round .....	4007841 056735
EAN black trim, concealed, round .....	4007841 056742
EAN User remote control RC5 .....	4007841 592806
EAN Service remote control RC8 .....	4007841 559410
EAN Remote control Smart Remote .....	4007841 009151
EAN Ceiling box Ø68 mm .....	4007841 052812

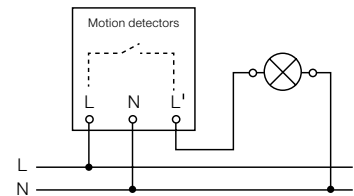
Refer to the 'Accessories' section for further information.



Surface-mounted, square  
For further designs, see page 56



IS 3360 detection zone  
Possible mounting height: 2.5 - 4 m  
Orange: radial  
Black: tangential



Also suitable for parallel operating mode.  
Intrinsic-light detection.

Further circuit diagrams starting on page 52

UV-resistant plastic



Large terminal compartment (surface-mounted only)



Optional remote controls refer to page 298

