

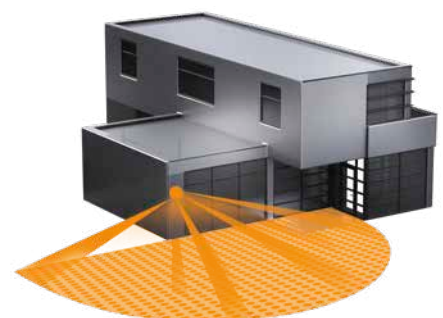
# IS 2180 ECO

## Cuts a fine figure.

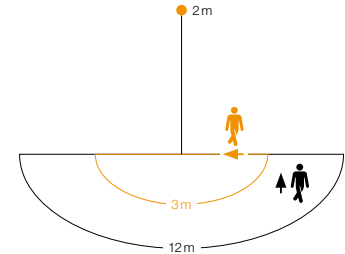
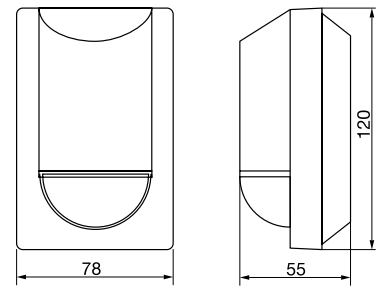
### On the wall and as a guard dog.

The ideal choice for watching over areas of up to 200 m<sup>2</sup>. Not only impressing with top-class sensor technology, this one also pleases the eye with its modern design that fits perfectly into the overall picture on contemporary architecture.

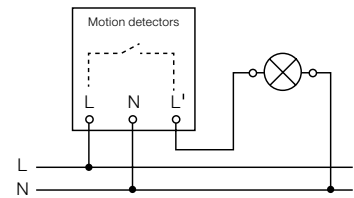
No exception here either: flexibility in adjusting coverage angle and reach.



EAN IS 2180 ECO, white	4007841 034696
EAN IS 2180 ECO, black	4007841 034702
EAN IS 2180 ECO anthracite	4007841 064907
Type	Motion detector
Dimensions (H x W x D)	120 x 78 x 55 mm
Power supply	230-240V, 50Hz
Sensor type	Passive infrared
Where to use	Indoors and outdoors
Installation	Wall, corner
Mounting height	1.8 - 4 m
Recommended mounting height	2 m
Output	max. 2000 W (resistive load), max. 6 fluorescent lamps / LED lamps, $C \leq 132 \mu\text{F}$ max. 1000 VA ( $\cos \phi = 0.5$ )
Angle of coverage	180° with 90° angle of aperture
Capability of masking out individual segments	Yes
Reach	Basic setting 1: max. 12 m tangential, Basic setting 2: max. 5 m, temperature-stabilised. + precision adjustment from 1-12 m using shrouds
Sensor system	Basic setting 1: 10 detection levels, 504 switching zones; basic setting 2: 9 detection levels, 412 switching zones
Twilight setting	2 - 2000lx
Time setting	10 sec - 15 min
IP rating	IP54
Temperature range	-20 to +50°C
Accessory included	Corner wall mount for external and internal corners



IS 2180 ECO detection zone (12 m lens)  
Possible mounting height: 1.8 - 4 m  
Orange: radial  
Black: tangential



Also suitable for parallel operating mode.  
Normal reach.

Further circuit diagrams starting on page 82



White

Black

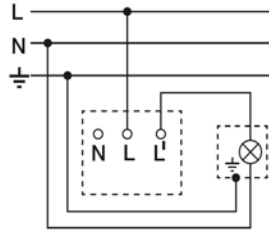
Anthracite

Including corner wall mount

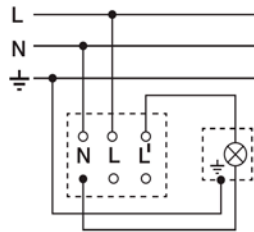


### Connections for: IR 2180 concealed ECO

Two-wire connection



Three-wire connection



Interconnecting several sensors

