

HF 180

Reliably detects through partition walls.

High-frequency technology meets top-calibre design!

Producing an angle of coverage of 180°, the sensor switch HF 180 not only scores top marks in performance, it looks great too. The HF sensor technology detects every movement and switches instantly. The solution for offices, entrance rooms and wash-room facilities where movement needs detecting through thin partition walls. Intelligent technology that not only looks good, but is also easy to install. The KNX version also indicates the temperature and humidity levels measured.


high frequency
sensor 180°



max. Ø 1-8 m

2000w
max.


2 channels


KNX


IP20


1,2 - 2,2m


2 - 1000 lux


30 sec - 30 min

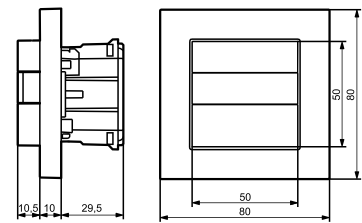

energy
saving

5 JAHRE
GARANTIE
manufacturer's
warranty

CONTROL
PRO
SYSTEM

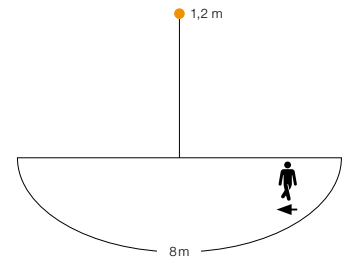


EAN HF 180 COM1, white	4007841 032883
EAN HF 180 COM1, silver	4007841 032890
EAN HF 180 COM2, white	4007841 032913
EAN HF 180 COM2, silver	4007841 032906
EAN HF 180 DALI, white	4007841 032937
EAN HF 180 DALI, silver	4007841 032920
EAN HF 180 KNX, white	4007841 058081
EAN HF 180 KNX, silver	4007841 058074



You will find information on the interfaces as well as wiring diagrams from page 154 onwards.

Type	Presence switch
Dimensions (H x W x D)	80 x 80 x 20.5 mm
Power supply	220-240V, 50/60Hz
Sensor type	High frequency
Where to use	Indoors
Installation	Wall
Mounting height	1.2-2.2m
Recommended installation height	1.2 m
Output COM1, COM2	max. 2000W, max. 8 fluorescent lamps / LED lamps, C ≤ 132 µF
Output DALI	2x 2-conductor DALI control line / broadcast for 2x 12 electronic ballasts, switching mode
Angle of coverage	180°
Reach	max. Ø 1-8m
Twilight setting	2 - 1000lx
Time setting	30 sec - 30 min
User-friendly DALI functions	Constant-lighting control, basic light at 10-50% for 0-30 min or all night long
IP rating	IP20
Temperature range	0 to +40°C
Enclosure	UV-resistant plastic, paintable



HF 180 detection zone
Possible mounting height: 1.2-2.2m
Black: tangential

Wiring diagrams from page 154

Optional accessories

EAN Adapter for Busch-Jaeger, white	4007841 034139
EAN Adapter for Busch-Jaeger, silver	4007841 034146
EAN Adapter for Jung, white	4007841 034184
EAN Adapter for Jung, silver	4007841 034177
EAN Adapter for Feller, white	4007841 034160
EAN Adapter for Feller, silver	4007841 034153
EAN User remote control RC5	4007841 592806
EAN Service remote control RC8	4007841 559410
EAN Remote control Smart Remote	4007841 009151




White

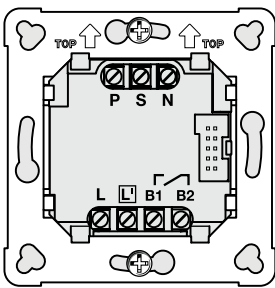
Silver

Optional remote controls refer to page 300



Optional adapters made of UV-resistant plastic





COM2

Power supply 220–240 V; 50 / 60 Hz

Output

Incandescent / halogen lamp load	2000 W
Fluorescent-lamp electronic ballasts	1000 W
Fluorescent lamps, uncorrected	1000 VA
Fluorescent lamps, series-corrected	400 VA
Fluorescent lamps, parallel-corrected	500 VA
Low-voltage halogen lamps	2000 VA
LED < 2 W	100 W
2 W < LED < 8 W	300 W
LED > 8 W	600 W
Capacitive load	176 µF

Output, switching contact 2 presence

max. 230 W / 230 V

max. 1 A, (cos φ = 1)

for HVAC (heating, ventilation, air-conditioning)

Time setting for switching contact 1

30 sec - 30 min, pulse mode (approx. 2 sec), time setting, IQ mode (automatic adjustment to the usage profile)

Time setting for switching contact 2

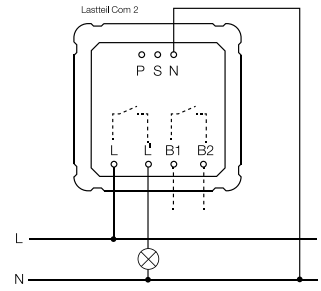
Automatic room surveillance

0 s - 10 min switch-ON delay,

5-15 min stay-ON time via (RC),

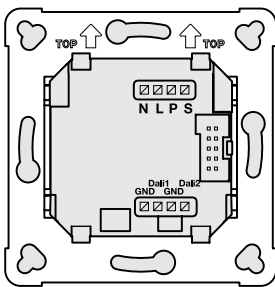
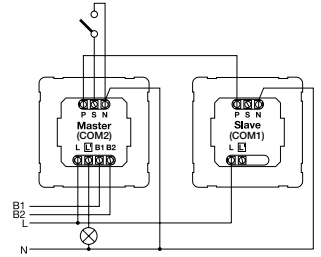
1 min - 2 h stay-ON time via Smart Remote

Master



Presence Switches

Master/slave COM1



DALI

Power supply 220–240 V; 50 / 60 Hz

Time setting 30 sec - 30 min, IQ mode (automatic adjustment to the usage profile)

Control output

DALI output 1: 2-core DALI control cable / broadcast

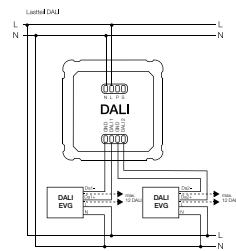
DALI output 2: 2-core DALI control cable / broadcast

Controllable DALI electronic ballasts: 12 DALI electronic ballasts per output

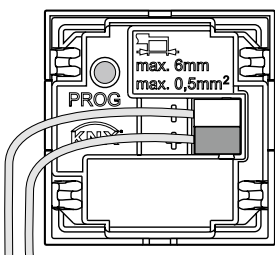
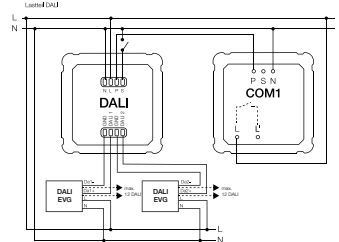
Basic brightness 10-50% for 0-30 min or all night

Constant-lighting control

Master



Master/slave COM1



KNX

Power supply via KNX bus voltage (SELV)

Settings via ETS software, remote control or bus

Functions: light output 4x, presence output, light level, constant-lighting control, basic light level function, HVAC output, integrated button, temperature output, humidity output, sabotage