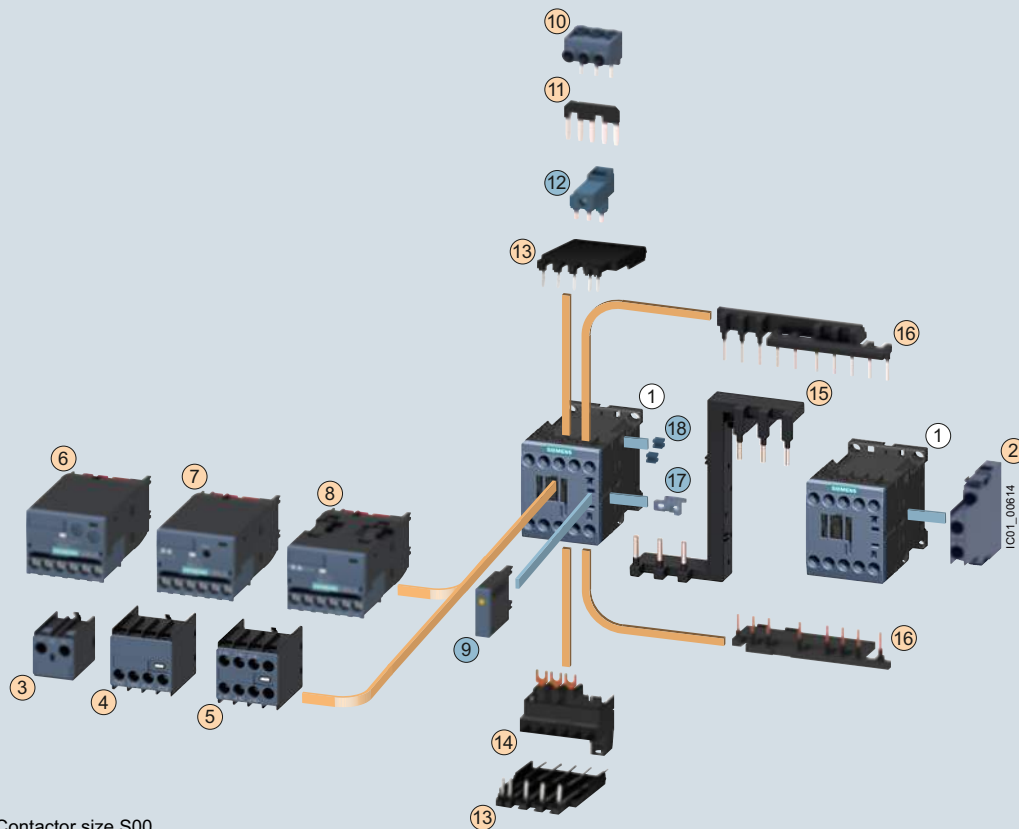


Overview

The SIRIUS family of controls

The SIRIUS modular system with its components for the switching, starting, protection and monitoring of motors and industrial systems stands for the fast, flexible and space-saving construction of control cabinets.

3RT2 contactors**Size S00 with mountable accessories**

① Contactor size S00

- ② 2-pole auxiliary switch block, laterally mountable
- ③ 1-pole auxiliary switch block, for snapping onto the front cable entry from the top
- ④ 2-pole auxiliary switch block, for snapping onto the front cable entry from the bottom
- ⑤ 4-pole auxiliary switch block, for snapping onto the front
- ⑥ 3RA28 function module
- ⑦ 3RA27 function module for AS-Interface, direct starting
- ⑧ 3RA27 function module for IO-Link, direct starting
- ⑨ Surge suppressor with/without LED
- ⑩ Three-phase feeder terminal

- ⑪ Star jumper, 3-pole, without connecting terminal
- ⑫ Link for paralleling, 3-pole, with connecting terminal
- ⑬ Solder pin adapter
- ⑭ Connection module (adapter and connector) for contactors with screw-type connection
- ⑮ Safety main current connector for two contactors

Assembly kit 3RA2913-2AA1 comprising:

- ⑯ Wiring modules on the top and bottom for connecting the main, auxiliary and control current paths, electrical interlock¹⁾ included (NC contact interlock), can be broken off (NC contact interlock)
- ⑰ Mechanical interlocks²⁾
- ⑱ Two connecting clips for two contactors²⁾

● For contactors

● For contactors and coupling contactors

¹⁾ 3RT201. contactors with one NC contact in the basic unit are required for the electrical interlock. An additional NO contact is required for momentary-contact operation.

²⁾ The parts ⑰ and ⑱ can only be ordered together as 3RA2912-2H mechanical connectors.

For accessories and spare parts, see pages 3/75 to 3/123.

Selection and ordering data

AC operation

PU (UNIT, SET, M) = 1
 PS* = 1 unit
 PG = 41B



3RT201.-1A...



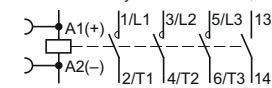
3RT201.-2A...

Rated data		Auxiliary contacts	Rated control supply voltage U_s at 50/60 Hz	SD	SD
AC-2 and AC-3, t_{ij} : Up to 60 °C		Ident. No.		Screw terminals	Spring-type terminals
Operational current I_e up to 400 V	Ratings of three-phase motors at 50 Hz and 400 V kW	Version		Article No.	Article No.
		NO NC	V AC	Price per PU	Price per PU
A			d		

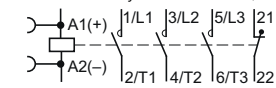
For screw fixing and snap-on mounting onto TH 35 standard mounting rail

Size S00¹⁾

- With auxiliary contact 1 NO, Ident. No. **10**



- With auxiliary contact 1 NC, Ident. No. **01**



7	3	18	10	1	--	24	▶ 3RT2015-1AB01	▶ 3RT2015-2AB01
						110	▶ 3RT2015-1AF01	▶ 3RT2015-2AF01
							▶ 3RT2015-1AP01	▶ 3RT2015-2AP01
			01	--	1	24	▶ 3RT2015-1AB02	▶ 3RT2015-2AB02
						110	▶ 3RT2015-1AF02	▶ 3RT2015-2AF02
							▶ 3RT2015-1AP02	▶ 3RT2015-2AP02
9	4	22	10	1	--	24	▶ 3RT2016-1AB01	▶ 3RT2016-2AB01
						110	▶ 3RT2016-1AF01	▶ 3RT2016-2AF01
							▶ 3RT2016-1AP01	▶ 3RT2016-2AP01
			01	--	1	24	▶ 3RT2016-1AB02	▶ 3RT2016-2AB02
						110	▶ 3RT2016-1AF02	▶ 3RT2016-2AF02
							▶ 3RT2016-1AP02	▶ 3RT2016-2AP02
12	5.5	22	10	1	--	24	▶ 3RT2017-1AB01	▶ 3RT2017-2AB01
						110	▶ 3RT2017-1AF01	▶ 3RT2017-2AF01
							▶ 3RT2017-1AP01	▶ 3RT2017-2AP01
			01	--	1	24	▶ 3RT2017-1AB02	▶ 3RT2017-2AB02
						110	▶ 3RT2017-1AF02	▶ 3RT2017-2AF02
							▶ 3RT2017-1AP02	▶ 3RT2017-2AP02
16	7.5	22	10	1	--	24	▶ 3RT2018-1AB01	▶ 3RT2018-2AB01
						110	▶ 3RT2018-1AF01	▶ 3RT2018-2AF01
							▶ 3RT2018-1AP01	▶ 3RT2018-2AP01
			01	--	1	24	▶ 3RT2018-1AB02	▶ 3RT2018-2AB02
						110	▶ 3RT2018-1AF02	▶ 3RT2018-2AF02
							▶ 3RT2018-1AP02	▶ 3RT2018-2AP02

¹⁾ Coil operating range
 - at 50 Hz: 0.8 to 1.1 × U_s
 - at 60 Hz: 0.85 to 1.1 × U_s .

Other voltages according to page 3/73 on request.

For accessories and spare parts, see pages 3/75 to 3/123.