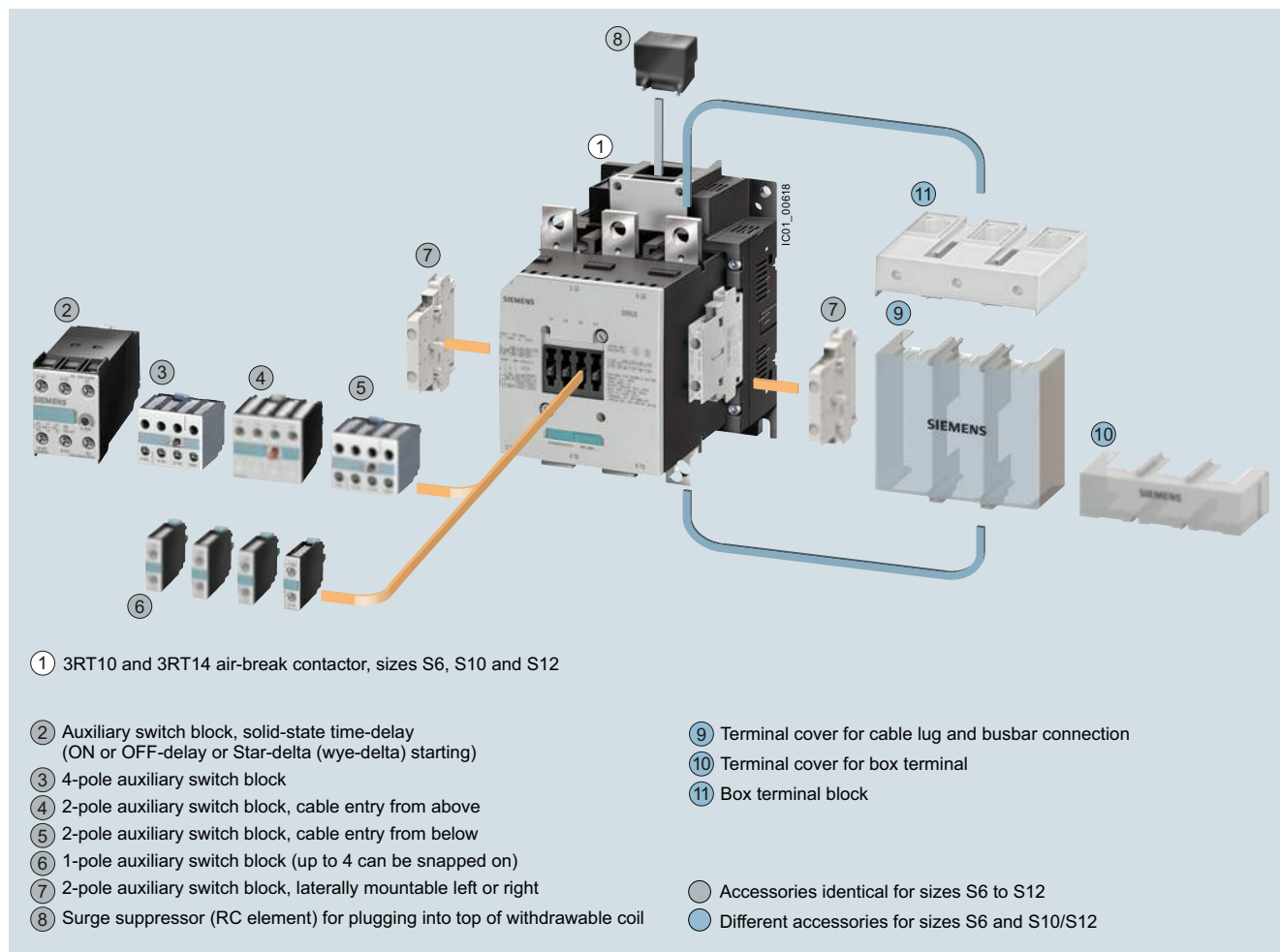


3RT1 contactors
Sizes S6 to S12 with mountable accessories
(illustration for basic unit)



For accessories and spare parts, see pages 3/75 to 3/123.

Power Contactors for Switching Motors

SIRIUS 3RT contactors, 3-pole up to 250 kW **IE3/IE4 ready**

AC/DC operation (50/60 Hz AC and DC)

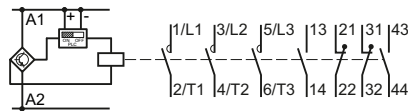
- Withdrawable coils with integrated coil switch (varistor)
- Auxiliary and control conductors: Screw terminals
- Main conductors: Busbar connections, for 3RT1054 (55 kW) box terminals¹⁾
- Indication of remaining lifetime (RLT)



3RT1056-6P..

Size	Rated data AC-2 and AC-3, t_{ij} : Up to 60° C	Ratings of three-phase motors at 50 Hz and				AC-1, t_{ij} : 40 °C	Auxiliary contacts, lateral		Rated control supply voltage U_s	SD	Screw terminals	PU (UNIT, SET, M)	PS*	PG
	Operational current I_e up to					Operational current I_e up to	Version				Article No.	Price per PU		
	500 V	230 V	400 V	500 V	690 V	690 V	NO	NC	V AC/DC	d				

Solid-state operating mechanisms · with 24 V DC control signal input · with indication of remaining lifetime (RLT) e. g. for control from the PLC



S6	115	37	55	75	110	160	1	1	96 ... 127 200 ... 277	5 5	3RT1054-1PF35 3RT1054-1PP35	1 1	1 unit 1 unit	41B 41B
	150	45	75	90	132	185	1	1	96 ... 127 200 ... 277	5 5	3RT1055-6PF35 3RT1055-6PP35	1 1	1 unit 1 unit	41B 41B
	185	55	90	110	160	215	1	1	96 ... 127 200 ... 277	5 5	3RT1056-6PF35 3RT1056-6PP35	1 1	1 unit 1 unit	41B 41B
S10	225	55	110	160	200	275	1	1	96 ... 127 200 ... 277	5 5	3RT1064-6PF35 3RT1064-6PP35	1 1	1 unit 1 unit	41B 41B
	265	75	132	160	250	330	1	1	96 ... 127 200 ... 277	5 5	3RT1065-6PF35 3RT1065-6PP35	1 1	1 unit 1 unit	41B 41B
	300	90	160	200	250	330	1	1	96 ... 127 200 ... 277	5 5	3RT1066-6PF35 3RT1066-6PP35	1 1	1 unit 1 unit	41B 41B
S12	400	132	200	250	400	430	1	1	96 ... 127 200 ... 277	5 5	3RT1075-6PF35 3RT1075-6PP35	1 1	1 unit 1 unit	41B 41B
	500	160	250	355	400	610	1	1	96 ... 127 200 ... 277	5 5	3RT1076-6PF35 3RT1076-6PP35	1 1	1 unit 1 unit	41B 41B

¹⁾ Alternatively, the 3RT1054 contactor (55 kW) can also be supplied with busbar connections instead of box terminals. In the 8th position of the article number, the "1" must be replaced with "6", e.g. 3RT1054-6.....

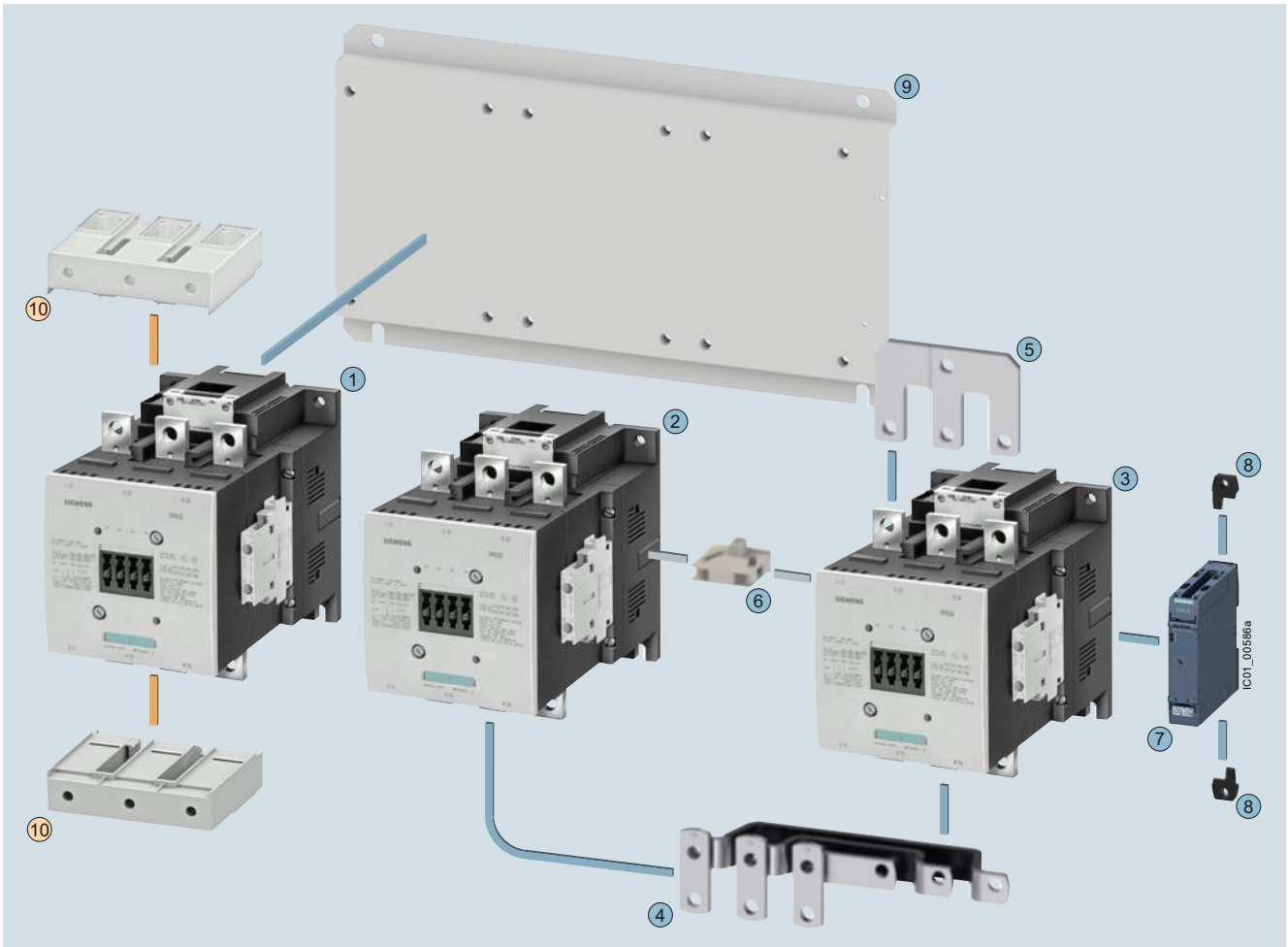
Other voltages according to page 3/74 on request.

For accessories and spare parts, see pages 3/75 to 3/123.

Contactor Assemblies for Star-Delta (Wye-Delta) Starting

Contactor assemblies for star-delta (wye-delta) starting consisting of SIRIUS 3RT contactors, up to 500 kW

Contactor assemblies for star-delta (wye-delta) starting for customer assembly · Sizes S12-S12-S12 · Up to 500 kW



Mountable accessories (optional)

To be ordered separately	Type	Page
10 Box terminal blocks	3RT1966-4G	3/114

Contactor assemblies for customer assembly

Individual parts	Type			Page
	Q11	Q13	Q12	
1 2 3 Contactors, 400 kW	3RT1.75	3RT1.75	3RT1.75	3/70 ... 3/72, 3/134
1 2 3 Contactors, 500 kW	3RT1.76	3RT1.76	3RT1.76	3/70 ... 3/72, 3/134
4 5 Assembly kit S12-S12-S12 for contactors without box terminals comprising:	3RA1973-2B			3/111
4 Link rails, bottom				
5 Star jumper S12				
6 Mechanical interlock	3RA1954-2A			3/113
7 Timing relay with star-delta (wye-delta) function	3RP257.			10/46
8 Push-in lugs for star-delta (wye-delta) timing relays	3ZY1311-0AA00			10/47
9 Base plate star-delta (wye-delta)	3RA1972-2F			3/117