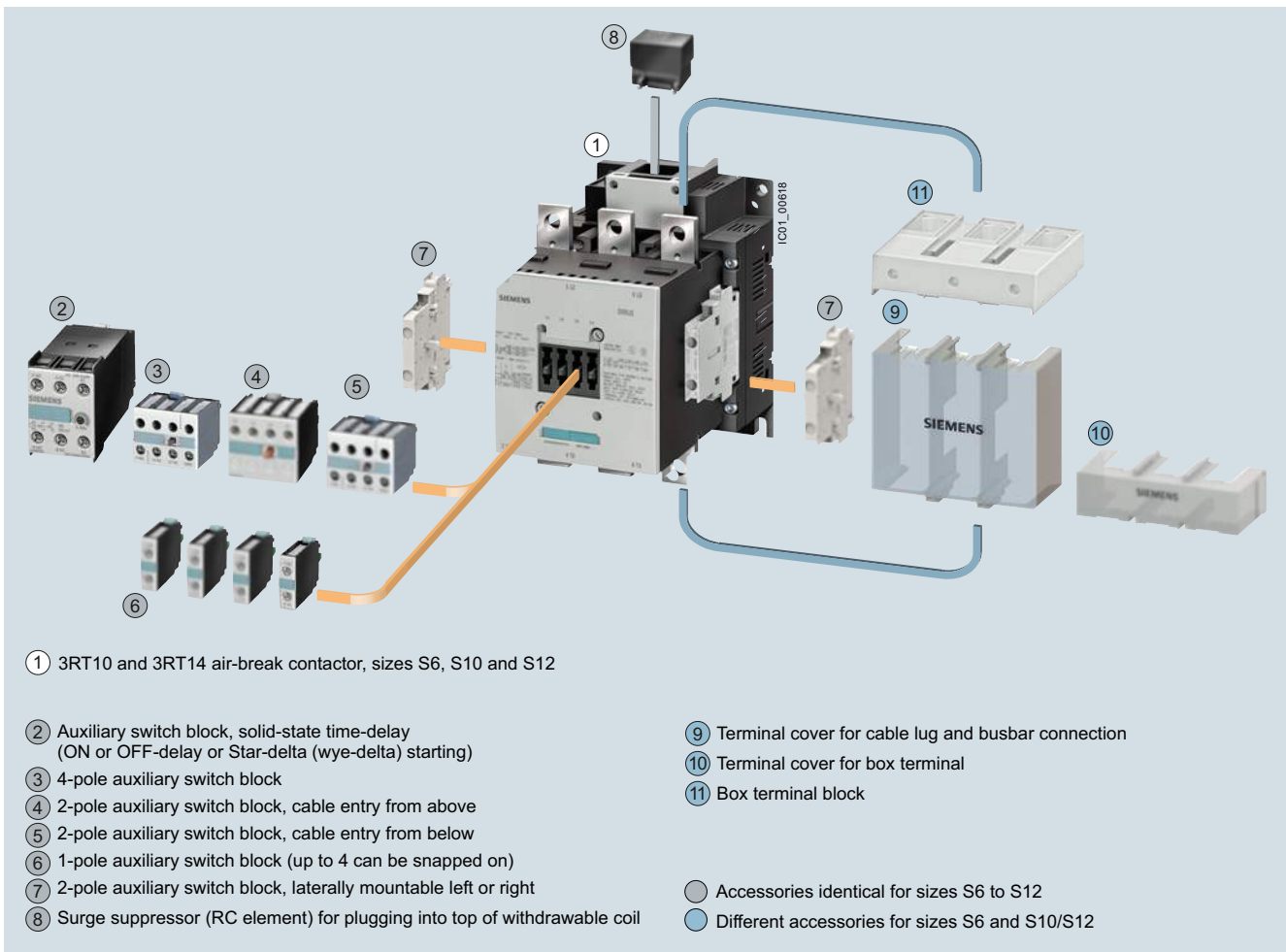


3RT1 contactors
Sizes S6 to S12 with mountable accessories
(illustration for basic unit)



For accessories and spare parts, see pages 3/75 to 3/123.

Power Contactors for Switching Motors

SIRIUS 3RT contactors, 3-pole up to 250 kW **IE3/IE4 ready**

AC/DC operation (50/60 Hz AC and DC)

- Withdrawable coils with integrated coil switch (varistor)
- Auxiliary and control conductors: Screw or spring-type terminals
- Main conductors: Busbar connections, for 3RT1054 (55 kW) box terminals¹⁾



3RT105.



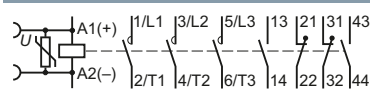
3RT106.



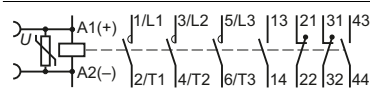
3RT107.

Size	Rated data	Auxiliary contacts, lateral	Rated control supply voltage U_s	SD	Article No.	Price per PU	PU (UNIT, SET, M)	PS*	PG
	AC-2 and AC-3, t_{ij} : Up to 60° C	AC-1, t_{ij} : 40° C							
	Operational current I_e up to	Ratings of three-phase motors at 50 Hz and	Operational current I_e up to	Version					
	500 V	230 V 400 V 500 V 690 V	690 V						
A	kW	kW kW kW	A	NO NC	V AC/DC	d			

Conventional operating mechanisms



											Screw terminals			
S6	115	37	55	75	110	160	2	2	110 ... 127	▶	3RT1054-1AF36	1	1 unit	41B
									220 ... 240	▶	3RT1054-1AP36	1	1 unit	41B
	150	45	75	90	132	185	2	2	110 ... 127	▶	3RT1055-6AF36	1	1 unit	41B
									220 ... 240	▶	3RT1055-6AP36	1	1 unit	41B
	185	55	90 ²⁾	110	160	215	2	2	110 ... 127	▶	3RT1056-6AF36	1	1 unit	41B
									220 ... 240	▶	3RT1056-6AP36	1	1 unit	41B
S10	225	55	110	160	200	275	2	2	110 ... 127	▶	3RT1064-6AF36	1	1 unit	41B
									220 ... 240	▶	3RT1064-6AP36	1	1 unit	41B
	265	75	132	160	250	330	2	2	110 ... 127	▶	3RT1065-6AF36	1	1 unit	41B
									220 ... 240	▶	3RT1065-6AP36	1	1 unit	41B
	300	90	160 ²⁾	200	250	330	2	2	110 ... 127	▶	3RT1066-6AF36	1	1 unit	41B
									220 ... 240	▶	3RT1066-6AP36	1	1 unit	41B
S12	400	132	200	250	400	430	2	2	110 ... 127	▶	3RT1075-6AF36	1	1 unit	41B
									220 ... 240	▶	3RT1075-6AP36	1	1 unit	41B
	500	160	250 ²⁾	355	400	610	2	2	110 ... 127	▶	3RT1076-6AF36	1	1 unit	41B
									220 ... 240	▶	3RT1076-6AP36	1	1 unit	41B



											Spring-type terminals for coil and auxiliary switch terminals			
S6	115	37	55	75	110	160	2	2	110 ... 127	5	3RT1054-3AF36	1	1 unit	41B
									220 ... 240	5	3RT1054-3AP36	1	1 unit	41B
	150	45	75	90	132	185	2	2	110 ... 127	5	3RT1055-2AF36	1	1 unit	41B
									220 ... 240	5	3RT1055-2AP36	1	1 unit	41B
	185	55	90 ²⁾	110	160	215	2	2	110 ... 127	5	3RT1056-2AF36	1	1 unit	41B
									220 ... 240	5	3RT1056-2AP36	1	1 unit	41B
S10	225	55	110	160	200	275	2	2	110 ... 127	5	3RT1064-2AF36	1	1 unit	41B
									220 ... 240	5	3RT1064-2AP36	1	1 unit	41B
	265	75	132	160	250	330	2	2	110 ... 127	5	3RT1065-2AF36	1	1 unit	41B
									220 ... 240	5	3RT1065-2AP36	1	1 unit	41B
	300	90	160 ²⁾	200	250	330	2	2	110 ... 127	5	3RT1066-2AF36	1	1 unit	41B
									220 ... 240	5	3RT1066-2AP36	1	1 unit	41B
S12	400	132	200	250	400	430	2	2	110 ... 127	5	3RT1075-2AF36	1	1 unit	41B
									220 ... 240	5	3RT1075-2AP36	1	1 unit	41B
	500	160	250 ²⁾	355	400	610	2	2	110 ... 127	5	3RT1076-2AF36	1	1 unit	41B
									220 ... 240	5	3RT1076-2AP36	1	1 unit	41B

¹⁾ Alternatively, the 3RT1054 contactor (55 kW) can also be supplied with busbar connections instead of box terminals. In the 8th position of the article number, the "1" must be replaced with "6" for screw terminals, e. g. 3RT1054-6A..., for spring-type terminals, the "3" must be replaced with "2", e. g. 3RT1054-2A....

²⁾ When using 3RT10.6-.A... contactors with IE3/IE4 motors from 8.5 times the starting current, use the versions with solid-state operating mechanism 3RT10.6-.N..., see page 3/71. For more information about dimensioning and configuring, see page 3/6.

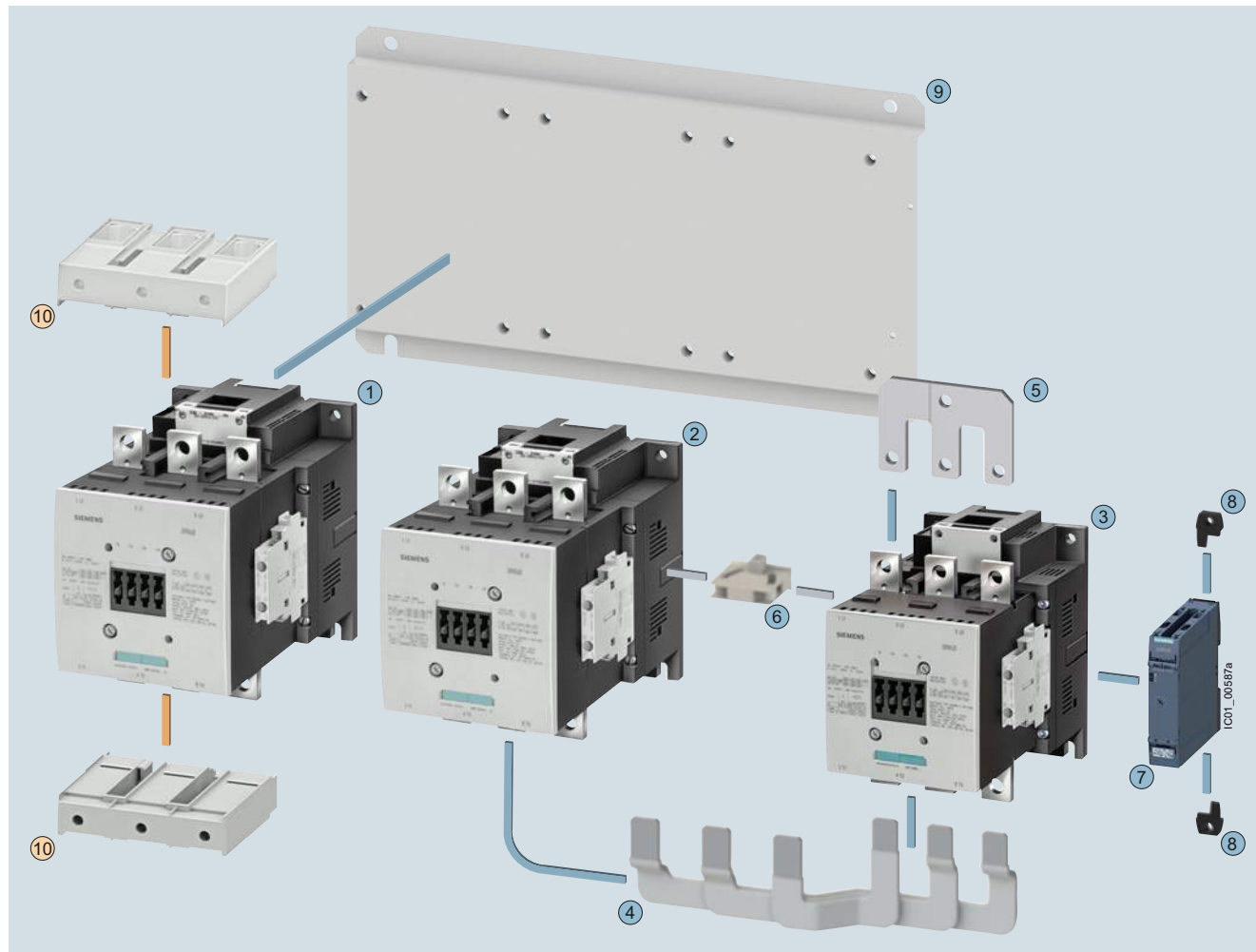
Other voltages according to page 3/74 on request.

For accessories and spare parts, see pages 3/75 to 3/123.

Contactor Assemblies for Star-Delta (Wye-Delta) Starting

Contactor assemblies for star-delta (wye-delta) starting consisting of SIRIUS 3RT contactors, up to 500 kW

Contactor assemblies for star-delta (wye-delta) starting for customer assembly · Sizes S12-S12-S10 · Up to 500 kW



Mountable accessories (optional)

To be ordered separately	Type	Page
10 Box terminal blocks	3RT1966-4G	3/114

Contactor assemblies for customer assembly

Individual parts	Type			Page
	Q11	Q13	Q12	
1 2 3 Contactors, 355 kW	3RT1.75	3RT1.75	3RT1064	3/70 ... 3/72, 3/134
1 2 3 Contactors, 400 kW	3RT1.75	3RT1.75	3RT1.65	3/70 ... 3/72, 3/134
1 2 3 Contactors, 500 kW	3RT1.76	3RT1.76	3RT1.66	3/70 ... 3/72, 3/134
4 Assembly kit S12-S12-S10 for contactors with box terminals comprising: Wiring modules, bottom	3RA1973-3E			3/111
5 Star jumper S10	3RT1966-4BA31			3/112
6 Mechanical interlock between S12 and S10	3RA1954-2A			3/113
7 Timing relay with star-delta (wye-delta) function	3RP257.			10/46
8 Push-in lugs for star-delta (wye-delta) timing relays	3ZY1311-0AA00			10/47
9 Base plate star-delta (wye-delta)	3RA1972-2E			3/117