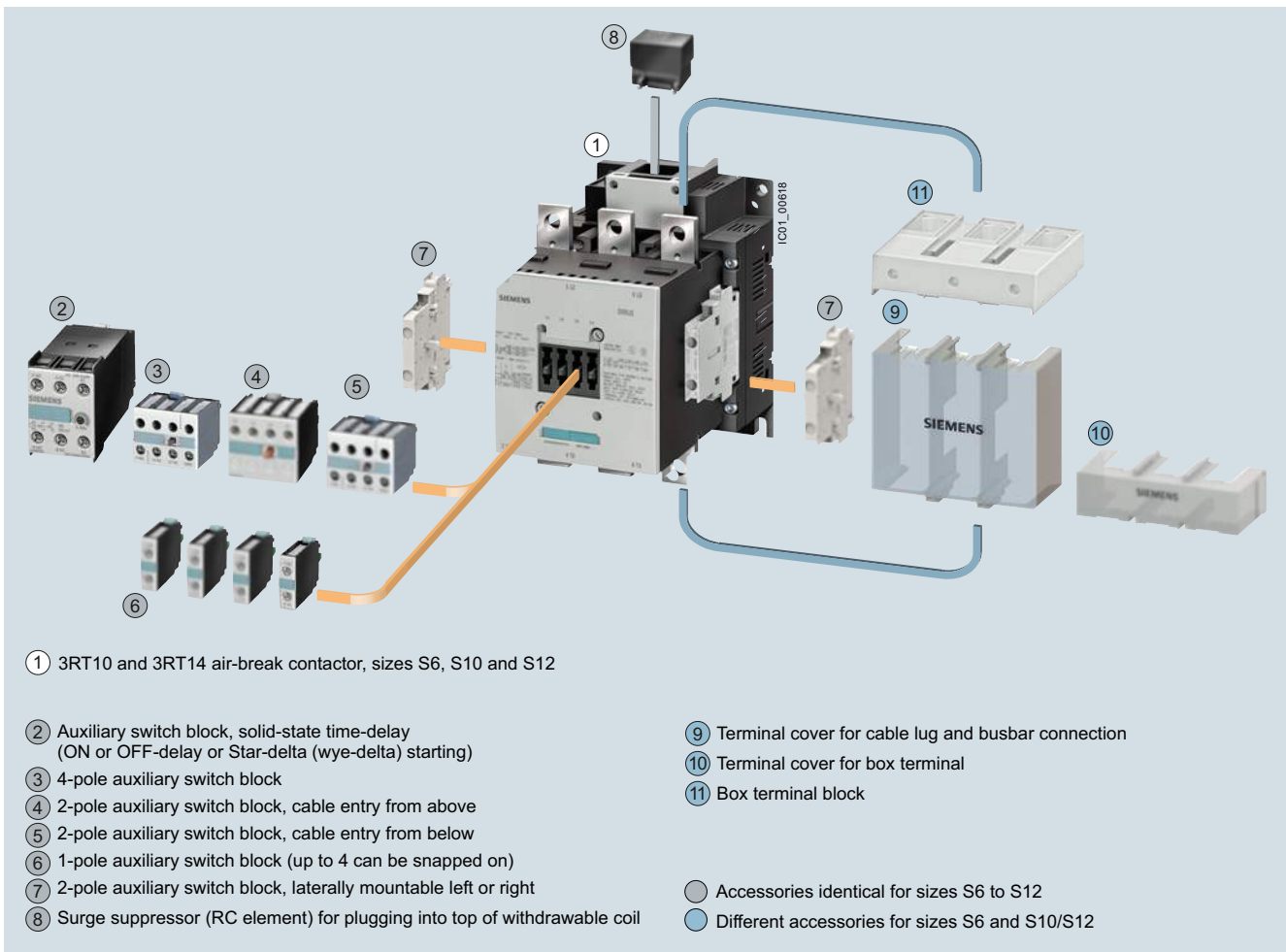


3RT1 contactors
Sizes S6 to S12 with mountable accessories
(illustration for basic unit)



For accessories and spare parts, see pages 3/75 to 3/123.

IE3/IE4 ready

SIRIUS 3RT contactors, 3-pole up to 250 kW

AC/DC operation (50/60 Hz AC and DC)

- Withdrawable coils with integrated coil switch (varistor)
- Auxiliary and control conductors: screw or spring-type terminals
- Main conductors: Busbar connections, for 3RT1054 (55 kW) box terminals¹⁾



3RT105.



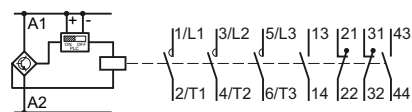
3RT106.



3RT107.

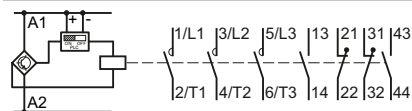
| Size | Rated data | AC-1, t_{ij} : 40 °C | Auxiliary contacts, lateral | Rated control supply voltage U_s | SD | Article No. | Price per PU | PU (UNIT, SET, M) | PS* | PG |
|------|--|---------------------------------------|-----------------------------|------------------------------------|----|-------------|--------------|-------------------|-----|----|
| | AC-2 and AC-3, t_{ij} : Up to 60° C | AC-1, t_{ij} : 40 °C | Version | | | | | | | |
| | Operational current I_e up to 500 V | Operational current I_e up to 690 V | | | | | | | | |
| | Ratings of three-phase motors at 50 Hz and | | | | | | | | | |
| | 230 V 400 V 500 V 690 V | | | | | | | | | |
| | kW kW kW kW | | | | | | | | | |
| | A | A | NO NC | V AC/DC | d | | | | | |

Solid-state operating mechanisms · with 24 V DC control signal input e.g. for control from the PLC



Screw terminals

| | | | | | | | | | | | | | | |
|------------|-----|-----|------------|-----|-----|-----|---|---|---------------------------|---|--|---|--------|-----|
| S6 | 115 | 37 | 55 | 75 | 110 | 160 | 2 | 2 | 96 ... 127 200 ... 277 | 2 | 3RT1054-1NF36 3RT1054-1NP36 | 1 | 1 unit | 41B |
| | 150 | 45 | 75 | 90 | 132 | 185 | 2 | 2 | 96 ... 127 200 ... 277 | 2 | 3RT1055-6NF36 3RT1055-6NP36 | 1 | 1 unit | 41B |
| | 185 | 55 | 90 | 110 | 160 | 215 | 2 | 2 | 96 ... 127 200 ... 277 | 2 | 3RT1056-6NF36 3RT1056-6NP36 | 1 | 1 unit | 41B |
| S10 | 225 | 55 | 110 | 160 | 200 | 275 | 2 | 2 | 96 ... 127 200 ... 277 | 2 | 3RT1064-6NF36 3RT1064-6NP36 | 1 | 1 unit | 41B |
| | 265 | 75 | 132 | 160 | 250 | 330 | 2 | 2 | 96 ... 127 200 ... 277 | 2 | 3RT1065-6NF36 3RT1065-6NP36 | 1 | 1 unit | 41B |
| | 300 | 90 | 160 | 200 | 250 | 330 | 2 | 2 | 96 ... 127 200 ... 277 | 5 | 3RT1066-6NF36 3RT1066-6NP36 | 1 | 1 unit | 41B |
| S12 | 400 | 132 | 200 | 250 | 400 | 430 | 2 | 2 | 96 ... 127 200 ... 277 | 2 | 3RT1075-6NF36 3RT1075-6NP36 | 1 | 1 unit | 41B |
| | 500 | 160 | 250 | 355 | 400 | 610 | 2 | 2 | 96 ... 127 200 ... 277 | 2 | 3RT1076-6NF36 3RT1076-6NP36 | 1 | 1 unit | 41B |



Spring-type terminals
for coil and auxiliary switch terminals

| | | | | | | | | | | | | | | |
|------------|-----|-----|------------|-----|-----|-----|---|---|---------------------------|---|--|---|--------|-----|
| S6 | 115 | 37 | 55 | 75 | 110 | 160 | 2 | 2 | 96 ... 127 200 ... 277 | 5 | 3RT1054-3NF36 3RT1054-3NP36 | 1 | 1 unit | 41B |
| | 150 | 45 | 75 | 90 | 132 | 185 | 2 | 2 | 96 ... 127 200 ... 277 | 5 | 3RT1055-2NF36 3RT1055-2NP36 | 1 | 1 unit | 41B |
| | 185 | 55 | 90 | 110 | 160 | 215 | 2 | 2 | 96 ... 127 200 ... 277 | 5 | 3RT1056-2NF36 3RT1056-2NP36 | 1 | 1 unit | 41B |
| S10 | 225 | 55 | 110 | 160 | 200 | 275 | 2 | 2 | 96 ... 127 200 ... 277 | 5 | 3RT1064-2NF36 3RT1064-2NP36 | 1 | 1 unit | 41B |
| | 265 | 75 | 132 | 160 | 250 | 330 | 2 | 2 | 96 ... 127 200 ... 277 | 5 | 3RT1065-2NF36 3RT1065-2NP36 | 1 | 1 unit | 41B |
| | 300 | 90 | 160 | 200 | 250 | 330 | 2 | 2 | 96 ... 127 200 ... 277 | 5 | 3RT1066-2NF36 3RT1066-2NP36 | 1 | 1 unit | 41B |
| S12 | 400 | 132 | 200 | 250 | 400 | 430 | 2 | 2 | 96 ... 127 200 ... 277 | 5 | 3RT1075-2NF36 3RT1075-2NP36 | 1 | 1 unit | 41B |
| | 500 | 160 | 250 | 355 | 400 | 610 | 2 | 2 | 96 ... 127 200 ... 277 | 5 | 3RT1076-2NF36 3RT1076-2NP36 | 1 | 1 unit | 41B |

¹⁾ Alternatively, the 3RT1054 contactor (55 kW) can also be supplied with busbar connections instead of box terminals. In the 8th position of the article number, the "1" must be replaced with "6" for screw terminals, e. g. 3RT1054-6N..., for spring-type terminals, the "3" must be replaced with "2", e. g. 3RT1054-2N...

Other voltages according to page 3/74 on request.


For accessories and spare parts, see pages 3/75 to 3/123.



Contactor Assemblies for Star-Delta (Wye-Delta) Starting

Contactor assemblies for star-delta (wye-delta) starting consisting of SIRIUS 3RT contactors, up to 500 kW

Contactor assemblies for star-delta (wye-delta) starting for customer assembly · Sizes S12-S12-S10 · Up to 500 kW



Mountable accessories (optional)

| To be ordered separately | Type | Page |
|--------------------------|------------|-------|
| 10 Box terminal blocks | 3RT1966-4G | 3/114 |

Contactor assemblies for customer assembly

| Individual parts | Type | | | Page |
|--|---------------|---------|---------|----------------------|
| | Q11 | Q13 | Q12 | |
| 1 2 3 Contactors, 355 kW | 3RT1.75 | 3RT1.75 | 3RT1064 | 3/70 ... 3/72, 3/134 |
| 1 2 3 Contactors, 400 kW | 3RT1.75 | 3RT1.75 | 3RT1.65 | 3/70 ... 3/72, 3/134 |
| 1 2 3 Contactors, 500 kW | 3RT1.76 | 3RT1.76 | 3RT1.66 | 3/70 ... 3/72, 3/134 |
| 4 Assembly kit S12-S12-S10 for contactors with box terminals comprising: Wiring modules, bottom | 3RA1973-3E | | | 3/111 |
| 5 Star jumper S10 | 3RT1966-4BA31 | | | 3/112 |
| 6 Mechanical interlock between S12 and S10 | 3RA1954-2A | | | 3/113 |
| 7 Timing relay with star-delta (wye-delta) function | 3RP257. | | | 10/46 |
| 8 Push-in lugs for star-delta (wye-delta) timing relays | 3ZY1311-0AA00 | | | 10/47 |
| 9 Base plate star-delta (wye-delta) | 3RA1972-2E | | | 3/117 |