
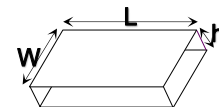




## corpuri de iluminat PT cu LED - IP65



**patrat 4W**

- Corp de iluminat cu montaj aparent
- Material : Policarbonat
- Putere maxima : 4W
- Sistem de pornire inclus

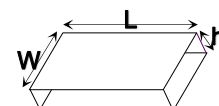




COD	TENSIUNE (V)	CULOARE	PUTERE (W)	LUMINA	LUMEN (lm)	DIMENSIUNI			PACK. (buc)
						L (mm)	W (mm)	h (mm)	
3-9700	230V	alb	4W	calda 3000k	280	125	125	28	1/40
3-9701	230V	grafit	4W	calda 3000k	280	125	125	28	1/40
3-9706	230V	gri	4W	calda 3000k	280	125	125	28	1/40
3-97071	230V	auriu rustic	4W	calda 3000k	280	125	125	28	1/40

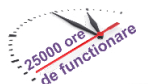


**dreptunghiular orizontal 4W**

- Corp de iluminat cu montaj aparent
- Material : Policarbonat
- Putere maxima : 4W
- Sistem de pornire inclus

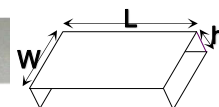


COD	TENSIUNE (V)	CULOARE	PUTERE (W)	LUMINA	LUMEN (lm)	DIMENSIUNI			PACK. (buc)
						L (mm)	W (mm)	h (mm)	
3-970	230V	alb	4W	calda 3000k	280	230	80	28	1/20
3-971	230V	grafit	4W	calda 3000k	280	230	80	28	1/20
3-976	230V	gri	4W	calda 3000k	280	230	80	28	1/20
3-97671	230V	auriu rustic	4W	calda 3000k	280	230	80	28	1/20



**dreptunghiular orizontal 6W**

- Corp de iluminat cu montaj aparent
- Material : Policarbonat
- Lumina intr-un singur sens
- Putere maxima : 6W
- Sistem de pornire inclus



COD	TENSIUNE (V)	CULOARE	PUTERE (W)	LUMINA	LUMEN (lm)	DIMENSIUNI			PACK. (buc)
						L (mm)	W (mm)	h (mm)	
3-9660	230V	alb	6W	calda 3000k	480	220	113	51	1/20
3-9661	230V	grafit	6W	calda 3000k	480	220	113	51	1/20
3-9666	230V	gri	6W	calda 3000k	480	220	113	51	1/20