

Park Led

Transparent tempered glass.
Walkable. Integrated LED source.
Absence of visible screws. Two
versions available with formwork
of different heights for higher
installation versatility.

LED LED source 4000 K, 50.000 h life.

IP68 Protection degree IP68.

S316 Item made of stainless steel 316.



2,150 Kg / 0,0028 m³
LED 11,5W / 1100 Lm

€ 250

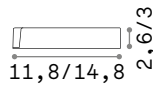
222851 ■ Steel



1,270 Kg / 0,0018 m³
LED 4,8W / 450 Lm

€ 165


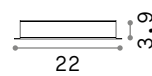
222868 ■ Steel
222875 ■ Steel



Driver
Not included
Required

€ 30 / 40

15° 226187 20W
60° 226194 35W



Driver
Not included
Required

€ 130 / 150

226200 100W
226217 185W