


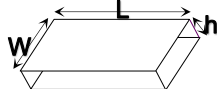
panel LED 60x60 - (h:30mm)



- Corp de iluminat 60x60x3cm
- Material : aluminiu & PS
- Montaj : PT, ST sau Suspendat
- Putere : 42W / 50W
- Sistem de pornire inclus
- Tip LED: SMD

21-606011

alb



42W - 50W



COD	CULOARE	PUTERE (W)	LUMINA	LUMEN (lm)	DIMENSIUNI			PACK. (buc)	
					L (mm)	W (mm)	h (mm)		
21-6040101	alb	42W	alba	4000k	3600	600	600	30	1/6
21-6040100	alb	42W	rece	6300k	3600	600	600	30	1/6
21-6050101	alb	50W	alba	4000k	4300	600	600	30	1/6
21-6050100	alb	50W	rece	6300k	4300	600	600	30	1/6
21-606011	rama din aluminiu alba 600x600x65mm							1/20	

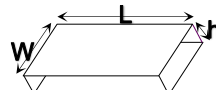
panel LED 120x30 - (h:30mm)



- Corp de iluminat 120x30x3cm
- Material : aluminiu & PS
- Montaj : PT, ST sau Suspendat
- Putere : 42W / 50W
- Sistem de pornire inclus
- Tip LED: SMD

21-301201

alb



42W - 50W



COD	CULOARE	PUTERE (W)	LUMINA	LUMEN (lm)	DIMENSIUNI			PACK. (buc)	
					L (mm)	W (mm)	h (mm)		
21-12040101	alb	42W	alba	4000k	3600	1200	300	30	1/6
21-12040100	alb	42W	rece	6300k	3600	1200	300	30	1/6
21-12050101	alb	50W	alba	4000k	4300	1200	300	30	1/6
21-12050100	alb	50W	rece	6300k	4300	1200	300	30	1/6
21-301201	rama din aluminiu alba 1200x300x65mm							1/20	

accesorii pentru panel LED cu h:30mm



06-019



06-020



21-0429

Dim. : 140x47x29mm



21-09

Dim.Conv. : 140x24x25mm



COD dablerom	COD producator	DENUMIRE	PACK. (buc)
06-019	9-451	set 4 sufe cu cablu de alimentare 2x0,75mm ² 1 metru	1/100
06-020	9-453	set 4 cleme de prindere in rigips	1/250
21-0429		driver dimabil pt.LED panel 42W -intrare:100-240VAC / iesire:30-42VDC 1000mA	1/14
21-09		convertor cu acumulator pt. corp LED de la 10W pana la 50W scoate 9W autonomia:3h / timp de incarcare minim 24h / cu test buton Intrare:90-280VAC / Iesire:12-90VDC 300mA / Baterie:Li-ion 7,2V 4400mAh	1/28