

Basic

Die-cast aluminum recessed spotlight with round seal. Suitable for the installation on plasterboard ceiling. Matt white finish; COB Chip on Board and SMD technology; available in different color temperatures 3000k and 4000k and with three different optics; CRI ≥ 80 ; front protection IP44 (after installation of the product); insulation class II; LED useful life 30.000 h L70B50.

IP44 Protection degree IP44.

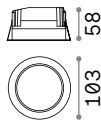
Source	LED COB / SMD
Power	10W / 15W / 20W / 30W
Driver included	On/Off
Drivers available	1-10V / DALI / Push
MacAdam	SDCM ≤ 4
CCT	3000 K / 4000 K
CRI	≥ 80
LED life	30.000 h
Insulation class	II
IP	44
Material	Aluminum
Warranty	5 years



Kit Emergency - Page 818



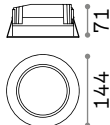
Basic Accent



① 90 mm
0,400 Kg/0,0017 m³

LED COB PHILIPS Driver PHILIPS ON/OFF included

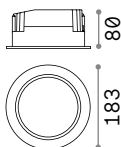
Power	Beam	Flux	CCT	Finish	Code	€
10 W	45°	1000 Lm	3000 K	White	193458	50
		1050 Lm	4000 K	White	193359	50



① 125 mm
0,660 Kg/0,0027 m³

LED COB PHILIPS Driver PHILIPS ON/OFF included

Power	Beam	Flux	CCT	Finish	Code	€
15 W	52°	1550 Lm	3000 K	White	193465	65
		1650 Lm	4000 K	White	193366	65
20 W		1900 Lm	3000 K	White	193472	67
		2100 Lm	4000 K	White	193373	67



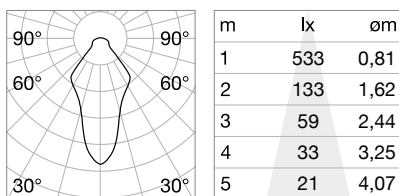
① 160 mm
1,250 Kg/0,0056 m³

LED COB PHILIPS Driver PHILIPS ON/OFF included

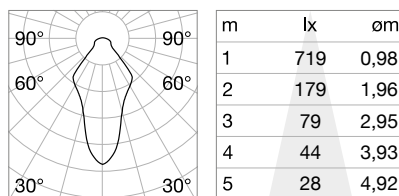
Power	Beam	Flux	CCT	Finish	Code	€
30 W	46°	2900 Lm	3000 K	White	193489	109
		3150 Lm	4000 K	White	193380	109

DIMMABLE DRIVER* Not included/Optional

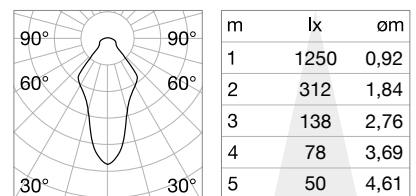
Model	Control	Power	Output	Measure	Code	€
Basic 10 W	1-10V	12 W	300 mA	150 x 43 x 29 mm	218823	25
	DALI/Push	10 W	300 mA	130 x 43 x 30 mm	220772	95
Basic 15 W	1-10V	15 W	450 mA	150 x 43 x 29 mm	218830	25
	DALI/Push	17 W	450 mA	130 x 43 x 30 mm	220796	102
Basic 20 W	1-10V	20 W	700 mA	150 x 43 x 29 mm	218847	28
	DALI/Push	25 W	700 mA	130 x 43 x 30 mm	220789	110
Basic 30 W	1-10V	31 W	900 mA	150 x 43 x 29 mm	218854	34
	DALI/Push	45 W	900 mA	150 x 43 x 30 mm	220802	117



CRI≥80 10W 45° 1000Lm 3000K



CRI≥80 15W 52° 1550Lm 3000K



CRI≥80 30W 46° 2900Lm 3000K

* The dimmable power supplies must be ordered in concomitance with the product and will be included inside the fittings by replacing the on-off power supply.

