

Fluo new

Linear system of lamps with extruded aluminum, 50 mm wide and 80 mm high body. Modules available in two lengths: 1200 mm and 1800 mm, which can be assembled according to the desired arrangement. The system is available in three different arrangements: the WIDE diffusing module, the BI-EMISSION module with component for indirect lighting and the ACCENT module with glare control (UGR < 13); integrated LEDs, color temperature options of 3000K or 4000K, starting binning ≤ 3 -Step MacAdam, IP20 protection, insulation class I; LED useful life 30.000 h L70B50. The system is available in anodized aluminum, white and black colors and it is possible to install it in different ways: single or continuous line for ceiling installation; suspended or flush-mounted in plasterboard ceilings. Included driver, integrated in the lighting fitting, available in 1-10V, DALI and Push dimmable versions. Suitable for locations where professional lighting with minimal design is required, such as OFFICES and SHOPS.

PRO High-tech product with high quality materials, intended for professional use.

UGR Product with UGR <13 (Accent).

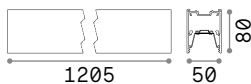
Source	LED COB / SMD
Driver included	On/Off
Drivers available	1-10V / DALI
MacAdam	SDCM 3
Optics	Accent/Wide/Bi-Emission
CCT	3000 K / 4000 K
CRI	≥ 83
UGR	<13 (Accent)
LED life	30.000 h
Insulation class	I
IP	20
Material	Aluminum
Warranty	5 years



Fluo Bi-Emission*

LED SMD SAMSUNG

Up-light included - Driver TRIDONIC ON/OFF included



2,890 Kg/0,0183 m³
Cable length 1800 mm

Power	Beam	Flux	CCT	Finish	Code	€
27 W	105°	3450 Lm	3000 K	Aluminu.	192659	340
				White	192666	340
				Black	192710	340
		3650 Lm	4000 K	Aluminu.	192734	340
				White	192741	340
				Black	192758	340

UP-LIGHT INFO

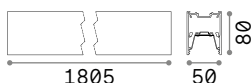
Power	Beam	Flux	CCT
13 W	105°	2200 Lm	3000 K
		2350 Lm	4000 K

KIT DIMMABLE DRIVER*

	Included	Code	€
1-10V	No	270692	170
DALI/Push	No	270876	200

LED SMD SAMSUNG

Up-light included - Driver TRIDONIC ON/OFF included



4,420 Kg/0,0269 m³
Cable length 1800 mm

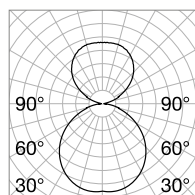
Power	Beam	Flux	CCT	Finish	Code	€
36 W	105°	4750 Lm	3000 K	Aluminu.	192727	450
				White	192703	450
				Black	192697	450
		5050 Lm	4000 K	Aluminu.	192680	450
				White	192673	450
				Black	192642	450

UP-LIGHT INFO

Power	Beam	Flux	CCT
18 W	105°	2950 Lm	3000 K
		3100 Lm	4000 K

KIT DIMMABLE DRIVER*

	Included	Code	€
1-10V	No	270883	170
DALI/Push	No	270937	200




m	lx	øm
1	512	2,10
2	128	4,21
3	56	6,32
4	32	8,43
5	20	10,54

MOUNTING KIT Not included/Required - Page 577

* Separate switching on of direct and indirect output (available only for on-off versions). Control of the direct and indirect output in synchrony (versions with 1-10V and Push dimming). The dimmable power supplies must be ordered in concomitance with the product and will be included inside the fittings by replacing the on-off power supply. The linear connection is available only for the on-off versions of the products.


CRI≥83 27+13W 105°+105° 3450+2200Lm 3000K



Fluo Bi-Emission 1200



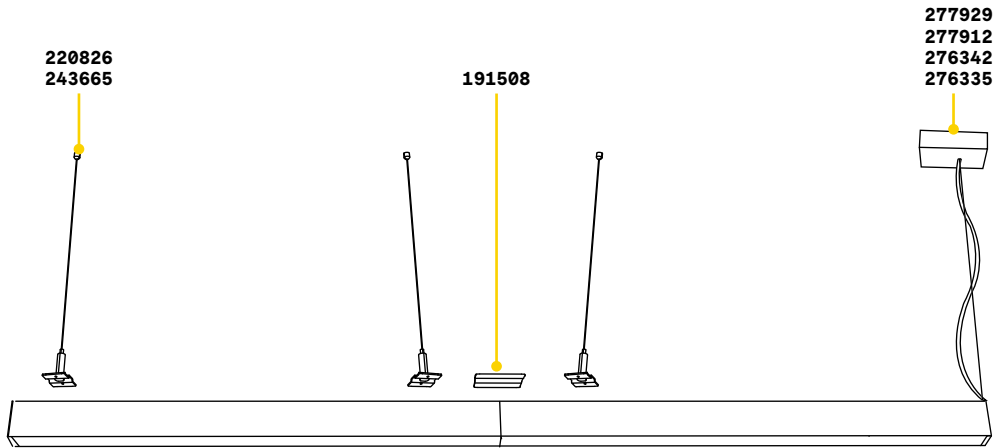
Fluo Bi-Emission 1800



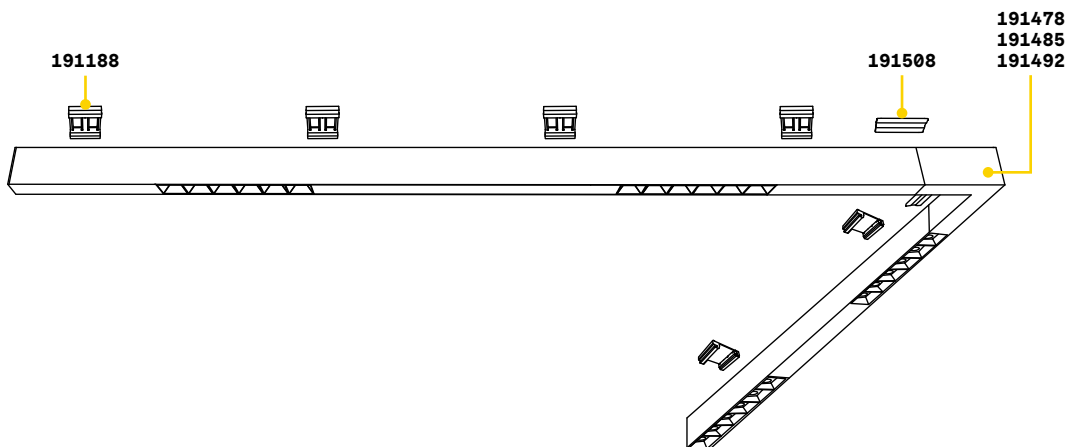
The single final cup is 2.5 mm width.

Fluo - Assembly plans

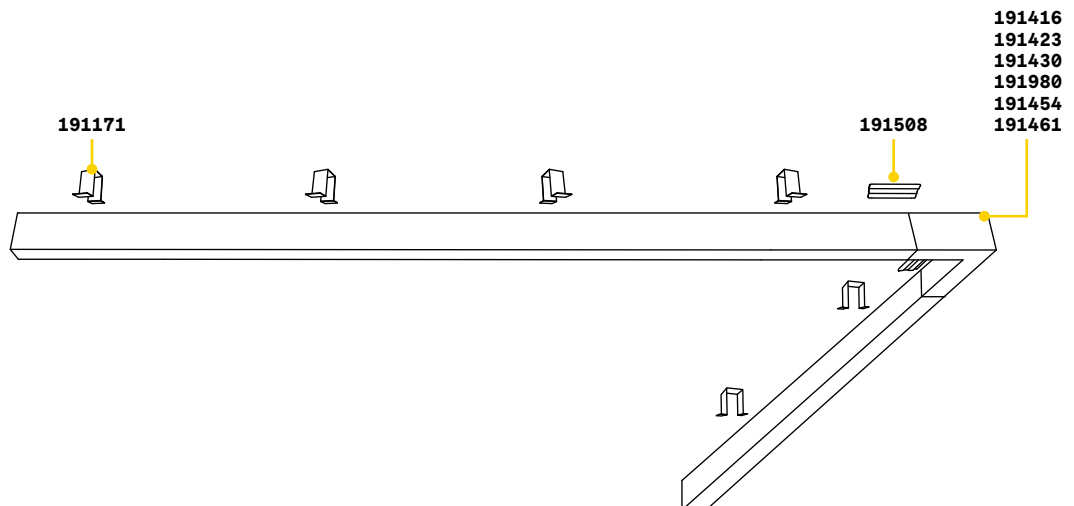
FLUO PENDANT







FLUO SURFACE



FLUO RECESSED

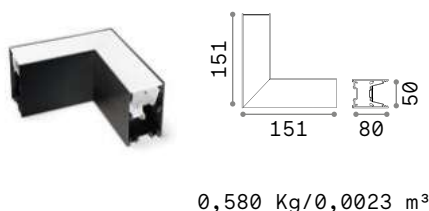


Fluo - Mounting kit

	Included	Required	N° Cables	Cables Length	Finish	Code	€
 KIT PENDANT	No	Yes - 1 Kit x power source	1	2000 mm	White	277929	25
					Black	277912	25
			1	5000 mm	White	276342	35
					Black	276335	35
 KIT SINGLE CABLE	No	Yes - 1 Kit x 600 mm	1	2000 mm		220826	10
			1	5000 mm		243665	15
 KIT RECESSED	No	Yes - 1 Kit x 1200 mm				191188	30
 KIT SURFACE	No	Yes - 1 Kit x 1200 mm				191171	20

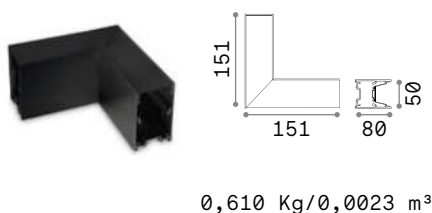
Fluo - Optional

CORNER Not included/Optional - Driver ON/OFF included - Compatible with Wide versions



Power	Beam	Flux	CCT	Finish	Code	€
7,5 W	105°	810 Lm	3000 K	Aluminu.	191416	75
				White	191423	75
				Black	191430	75
		850 Lm	4000 K	Aluminu.	191980	75
				White	191454	75
				Black	191461	75

BLINDED CORNER Not included/Optional - Compatible with Accent versions



Finish	Code	€
Aluminu.	191478	50
White	191485	50
Black	191492	50

STRUCTURE CONNECTOR Maximum length per power source: 30 meters



Included	Required	Code	€
No	No - 1 Kit x connection	191508	5

THICK COVER Compatible with Wide and Bi-Emission versions



Included	Required	Material	Length	Code	€
No	No	PMMA	1200 mm	262369	15 <small>new</small>
			1800 mm	262376	25 <small>new</small>