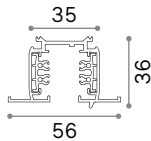
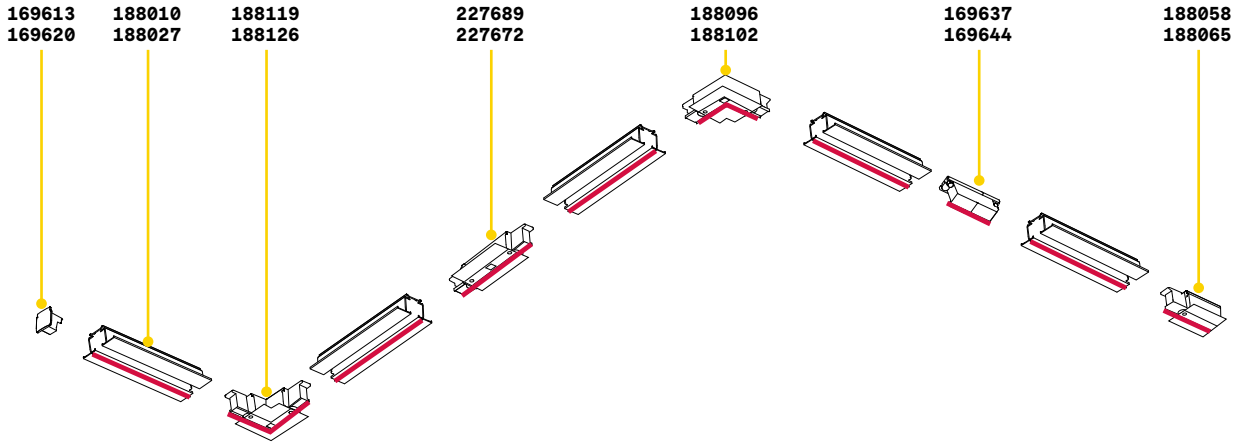


Link

Extruded aluminum body for three-phase electrified tracks; powder coating in white or black, optimized for on-off SMILE tracklights and for on-off and dimmable DALI and 1-10 QUICK tracklights. Available in ceiling-mounted, suspension-mounted or flush-mounted in plasterboard ceilings; suitable for continuous linear system installation, standard modules of 2000 mm or 3000 mm. Modules can be sectioned to size and assembled following the chosen scheme. Ideal for installation in big rooms, where great flexibility is required, such as MUSEUM, COMMERCIAL and RETAIL spaces. 5 years warranty.



Link Trim On/Off



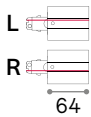
TRACK

Length	Weight	Volume	Finish	Code	€
2000 mm	2,11 Kg	0,0048 m ³	White	188010	57
			Black	188027	57



KIT RECESSED

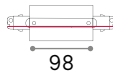
Included	Required	Code	€
No	Yes - 1Kitx1000 mm	188195	4



MAIN CONNECTOR END

0,070 Kg/0,0002 m³

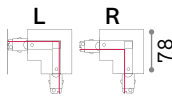
188072	L	€ 14
188089	L	€ 14
188058	R	€ 14
188065	R	€ 14



MAIN CONNECTOR MIDDLE

0,130 Kg/0,0004 m³

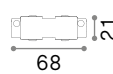
227689	€ 23
227672	€ 23



MAIN CONNECTOR CORNER

0,120 Kg/0,0006 m³

188119	L	€ 22
188126	L	€ 22
188096	R	€ 22
188102	R	€ 22



ELECTRIFIED CONNECTOR

0,030 Kg/0,0001 m³

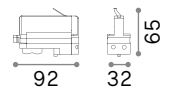
169637	€ 6
169644	€ 6



END CAP

0,010 Kg/0,0001 m³

169613	€ 2
169620	€ 2



TRACK ADAPTOR

0,080 Kg/0,0002 m³

194257	€ 10
194301	€ 10