



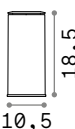
# Park Led

Transparent tempered glass.  
Walkable. Integrated LED source.  
Absence of visible screws. Two  
versions available with formwork  
of different heights for higher  
installation versatility.

**LED** LED source 4000 K, 50.000 h life.

**IP68** Protection degree IP68.

**S316** Item made of stainless steel 316.



**2,150 Kg / 0,0028 m³**  
**LED 11,5W / 1100 Lm**

€ 250

222851 ■ Steel

60°

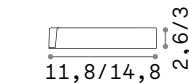


**1,270 Kg / 0,0018 m³**  
**LED 4,8W / 450 Lm**

€ 165

222868 ■ Steel

222875 ■ Steel



11,8 / 14,8  
2,6 / 3



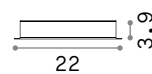
3,5 / 4  
2,6 / 3

**Driver**  
**Not included**  
**Required**


€ 30 / 40

15° 226187 20W

60° 226194 35W



22  
3,9



6,8  
3,9

**Driver**  
**Not included**  
**Required**

€ 130 / 150

226200 100W

226217 185W