

ACCESORIES FOR PBD FUSE BASES

V-clamps, HS V-clamps (steel)

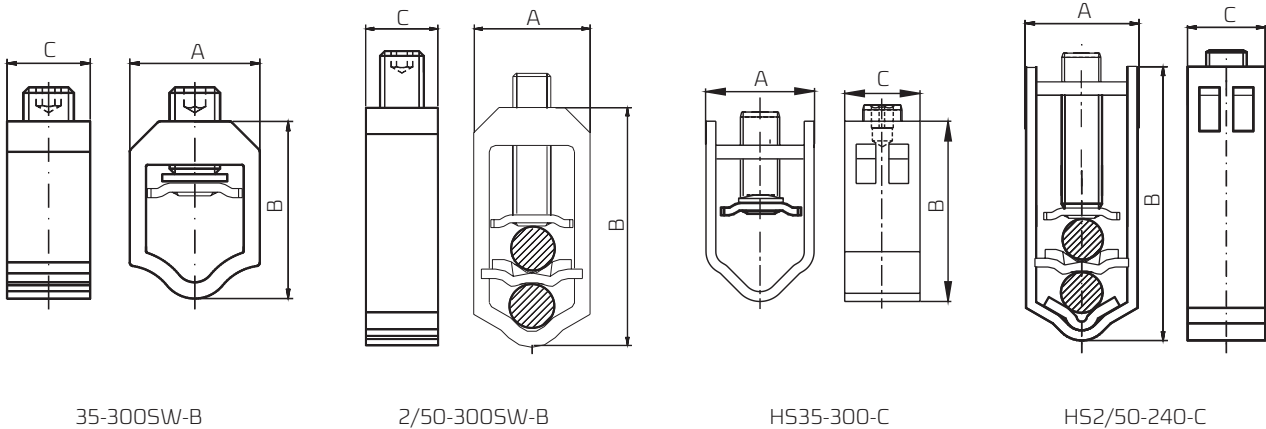









Table 116. V-clamps

	Article	Cross-section of cable conductor [mm ²]				Dimension [mm]			Tightening torque	Material	Weight [g]	Article No.
		re	se	rm	sm	width [A]	height [B]	depth [C]				
	25-150 SW	16÷95	25÷150	16÷95	25÷150	28	38	18,5	20 Nm	alu.	48	1119510091T
	HM10-120	10÷70	25÷120	10÷70	25÷95	28	38	18,5	15 Nm	steel	48	1119510077T
	2/25-120SW	16÷95	25÷120	16÷95	25÷120	27,5	58	18,5	30 Nm	alu.	87	1119510006T
	35-300SW-B	35÷240	35÷300	35÷185	35÷240	36	49	23	30 Nm	alu.	90	1119510081T
	2/50-300 SW-B	50÷240	50÷300	50÷185	50÷240	37	76	23	30 Nm	alu.	177	1119510082T
	HS35-300-C	35÷240	35÷300	35÷185	35÷240	35	55	22	40 Nm	steel		1119510084T
	HS2/50-240-C	50÷240	50÷300	50÷185	50÷240	35	81	22	40 Nm	steel	228	1119510085T