

























ARS 400, ARS 400 pro, ARS 630, ARS 630 pro, smartARS 2 pro, smartARS 3 pro, ARS 630 kVA pro, ARS 1250 pro - accessories

Description	Article No.	Picture
M10 terminal screw, for connection of conductors with lug terminal (set - 3 pcs.)	53-082961-002	
M12 terminal screw, for connection of conductors with lug terminal (set - 3 pcs.)	53-082961-003	
V-clamp with tightening torque 30 Nm for connection of conductor with cross-section:	1119510081T	
35 - 120 mm ²  35 - 150 mm ² 		
35 - 240 mm ²  35 - 300 mm ² 		
V-clamp with tightening torque 40 Nm for connection of conductor with cross-section:	1119510084T	
35 - 185 mm ²  35 - 240 mm ² 		
35 - 240 mm ²  35 - 300 mm ² 		
Double V-clamp with tightening torque 30 Nm for connection of two conductors with cross-section:	1119510082T	
50 - 185 mm ²  50 - 240 mm ² 		
50 - 240 mm ²  50 - 300 mm ² 		
Double V-clamp with tightening torque 30 Nm for connection of two conductors with cross-section:	1119510085T	
50-185 mm ²  50-240 mm ² 		
50-240 mm ²  50-300 mm ² 		
Cable terminal 2x240 mm ² Cable terminal for connection of two cables with lug terminals and cross-section of 240 mm ² to each phase Set contains two M12 screws per terminal and cable terminal shroud. For use with ARS 2 pro, ARS 3 pro, ARS 400 with M terminals	53-931200-001	
Cable terminal 3x120 mm ² Cable terminal for connection of three cables with lug terminals and cross-section of 120 mm ² to each phase Set contains three M12 screws per terminal and cable terminal shroud. For use with ARS 2 pro, ARS 3 pro, ARS 400 with M terminals	53-931201-001	
Hooked clamps for installation of ARS 1, 2, 3 on to busbar system without drilled holes (set - 3 pcs.)	1115281037T	



ARS 400-1-V



ARS 400-1-M pro



ARS 630-1-M pro



smartARS 2-1-M pro



smartARS 3-1-M pro







ARS 630 kVA pro



ARS 1250-1-3M pro



















PBS 00 - accessories

Description	Article No.	Picture
Double adapter adjusts the height of PBS 00 to the height PBS 2,3	1115281024T	
Single distance adapter 185/185 for PBS 00/185 adjusts the front line to PBS 1, 2, 3 (set - 3 pcs.)	51-945160-011 (no. regard 1 pc.)	
Double distance adapter 185/185 for two units PBS 00/185 adjusts the front line to PBS 1, 2, 3 at perforation holes in busbar system every 100 mm (set - 3 pcs.)	52-945158-011 (no. regard 1 pc.)	
Fuse link shroud	51-001312-001	



PBS 00-V-O

PBS 2, PBS 3 - accessories

Description	Article No.	Picture
M10 terminal screw to PBS 2 for connection of conductors with lug terminal (set - 3 pcs.)	53-082961-002	
M12 terminal screw to PBS 3 for connection of conductors with lug terminal (set - 3 pcs.)	53-082961-003	
V-clamp For connection of conductor with cross-section	1119510081T	
35 - 120 mm ²  35 - 150 mm ² 		
35 - 240 mm ²  35 - 300 mm ² 		
V-clamp For connection of conductor with cross-section	1119510084T	
50 - 185 mm ²  50 - 240 mm ² 		
50 - 240 mm ²  50 - 300 mm ² 		
V-clamp For connection of two conductors with cross-section	1119510082T	
50 - 185 mm ²  50 - 240 mm ² 		
50 - 240 mm ²  50 - 300 mm ² 		
V-terminal lug for V-clamp for connection of conductors with cross-section 35 mm ² up to 240 mm ²	1119510002T	



PBS 2-V



PBS 3-V

ACCESORIES FOR PBD FUSE BASES

V-clamps, HS V-clamps (steel)

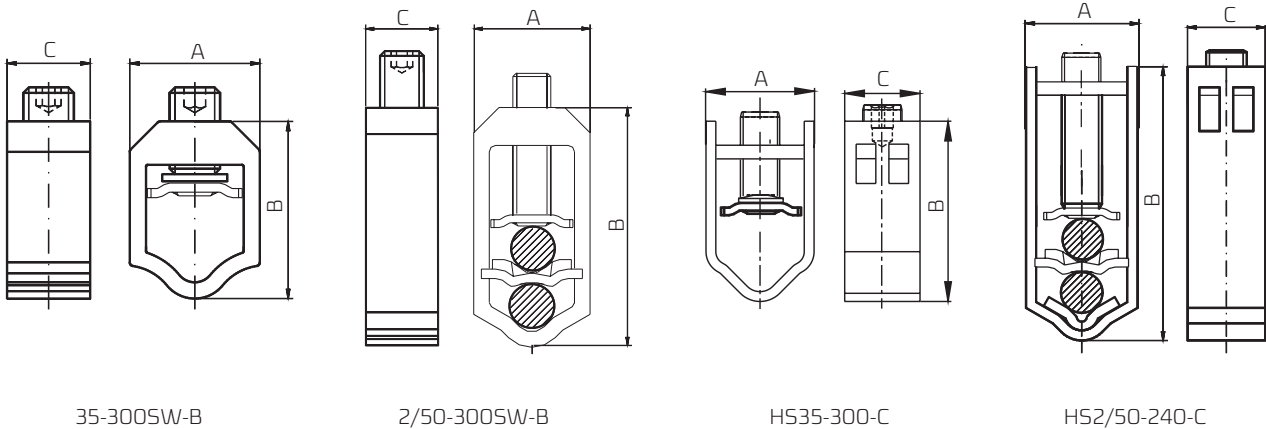









Table 116. V-clamps

	Article	Cross-section of cable conductor [mm ²]				Dimension [mm]			Tightening torque	Material	Weight [g]	Article No.
		re	se	rm	sm	width [A]	height [B]	depth [C]				
	25-150 SW	16÷95	25÷150	16÷95	25÷150	28	38	18,5	20 Nm	alu.	48	1119510091T
	HM10-120	10÷70	25÷120	10÷70	25÷95	28	38	18,5	15 Nm	steel	48	1119510077T
	2/25-120SW	16÷95	25÷120	16÷95	25÷120	27,5	58	18,5	30 Nm	alu.	87	1119510006T
	35-300SW-B	35÷240	35÷300	35÷185	35÷240	36	49	23	30 Nm	alu.	90	1119510081T
	2/50-300 SW-B	50÷240	50÷300	50÷185	50÷240	37	76	23	30 Nm	alu.	177	1119510082T
	HS35-300-C	35÷240	35÷300	35÷185	35÷240	35	55	22	40 Nm	steel		1119510084T
	HS2/50-240-C	50÷240	50÷300	50÷185	50÷240	35	81	22	40 Nm	steel	228	1119510085T