

# NEVE UP


Glossy technopolymer





















White (Total Look)



Ivory



## Cover plates: guideline

	1-central-module	2-module	1-central-module	2-separate-module	2-central-module	3-module
						
<b>Glossy</b> (Technopolymer)						
 White (Total Look)	09661.01	09662.01	09671.01	09679.01	09672.01	09673.01
 Ivory	09661.02	09662.02	09671.02	09679.02	09672.02	09673.02
 Slate grey	09661.03	09662.03	09671.03	09679.03	09672.03	09673.03
 Black	09661.04	09662.04	09671.04	09679.04	09672.04	09673.04
<b>Matt</b> (Matt painted technopolymer)						
 Matt white	09661.11	09662.11	09671.11	09679.11	09672.11	09673.11
 Matt dove grey	09661.12	09662.12	09671.12	09679.12	09672.12	09673.12
 Matt clay	09661.13	09662.13	09671.13	09679.13	09672.13	09673.13
 Carbon matt (Total Look)	09661.14	09662.14	09671.14	09679.14	09672.14	09673.14
<b>Metal</b> (Metallic painted technopolymer)						
 Matt silver	09661.21	09662.21	09671.21	09679.21	09672.21	09673.21
 Matt nickel	09661.22	09662.22	09671.22	09679.22	09672.22	09673.22
 Matt titanium	09661.23	09662.23	09671.23	09679.23	09672.23	09673.23
 Matt copper	09661.24	09662.24	09671.24	09679.24	09672.24	09673.24

Types of mounting

Module	Box	Frame	Cover plate*
3	 <p>4x2" mounting box</p>	 <p><b>09613</b> 3-module</p>	 <p><b>09673...</b> 3-module. Dimensions: 120x86x8,5 mm</p>
	 <p><b>V71303</b> For masonry GW 650 °C, light blue <b>V71303.AU</b> GW 960 °C, black</p>  <p><b>V71703</b> For hollow walls, GW 850 °C, light blue</p>	 <p><b>09623</b> 3-module, to use for installation of Plana devices</p>	 <p><b>09670...</b> Blank module. Dimensions: 120x86x9,8 mm</p>
4	 <p><b>V71304</b> For masonry GW 650 °C, light blue <b>V71304.AU</b> GW 960 °C, black</p>  <p><b>V71704</b> For hollow walls, GW 850 °C, light blue</p>	 <p><b>09614</b> 4-module</p>	 <p><b>09674...</b> 4-module. Dimensions: 142,4x86x8,4 mm</p>
7	 <p><b>V71306</b> For masonry GW 650 °C, light blue <b>V71306.AU</b> GW 960 °C, black</p>  <p><b>V71706</b> For hollow walls, GW 850 °C, light blue</p>	 <p><b>09617</b> 7-module</p>	 <p><b>09677...</b> 7-module. Dimensions: 210x86x8,4 mm</p>

\* Cover plates range, page 52