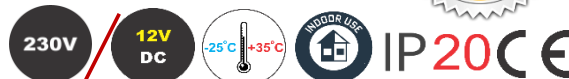
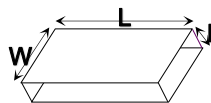


transformatoare pentru led - 12VDC



- Transformatoare pt. "LED" cu montaj aparent
- Alimentare la tensiune constanta



COD dablerom	PUTERE (W)	CURENT (A)	TENSUINE		MATERIAL	DIMENSIUNI			PACK. (buc)
			intrare (V)	iesire (V)		L (mm)	W (mm)	h (mm)	
05-030/6	6W	0.5A	170-260V	12V DC	plastic	37	21	21	5/240
05-031/15	15W	1,25A	200-240V	12V DC	aluminiu	77	34	23	1/200
05-031/25	25W	2,1A	200-240V	12V DC	aluminiu	140	32	27	1/100
05-031/36	36W	3A	200-240V	12V DC	aluminiu	85	58	37	1/100
05-031/60	60W	5A	200-240V	12V DC	aluminiu	160	40	33	1/70
05-031/120	120W	10A	200-240V	12V DC	aluminiu	188	46	35	1/50
05-031/150	150W	12.5A	200-240V	12V DC	aluminiu	200	58	39	1/40
05-031/200	200W	16,7	200-240V	12V DC	aluminiu	223	68	40	1/30
05-031/250	250W	20A	200-240V	12V DC	aluminiu	223	68	40	1/30
05-031/360	360W	30A	200-240V	12V DC	aluminiu	223	68	40	1/30
05-030/600	600W	50A	200-240V	12V DC	metal	242	124	64	1/10

transformatoare pentru led pe sina - 12VDC



15W
1modul

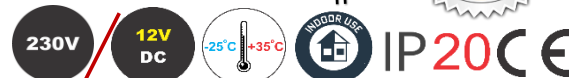
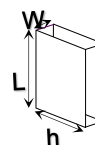


40W & 60W
2module



100W
3module

- Transformatoare pt. "LED" pe sina
- Alimentare la tensiune constanta



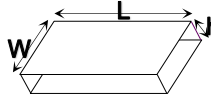
COD dablerom	PUTERE (W)	CURENT (A)	TENSUINE		MATERIAL	DIMENSIUNI			PACK. (buc)
			intrare (V)	iesire (V)		L (mm)	W (mm)	h (mm)	
05-0301/15	15W	1.67A	100-240V	12V DC	plastic	90	22	100	1/50
05-0301/40	40W	3.3A	100-240V	12V DC	plastic	90	40	100	1/50
05-0301/60	60W	5A	100-240V	12V DC	plastic	90	40	100	1/50
05-0301/100	100W	7.5A	100-240V	12V DC	plastic	90	55	100	1/25

transformatoare pentru led IP67 - 12VDC



IP67

- Transformatoare pt. "LED" cu montaj aparent
- Alimentare la tensiune constanta



COD dablerom	PUTERE (W)	CURENT (A)	TENSUINE		MATERIAL	DIMENSIUNI			PACK. (buc)
			intrare (V)	iesire (V)		L (mm)	W (mm)	h (mm)	
05-0307/15	15W	1.25A	220-240V	12V DC	aluminiu	140	32	25	1/80
05-0307/30	30W	2.5A	220-240V	12V DC	aluminiu	203	30	21	1/56
05-0307/60	60W	5A	220-240V	12V DC	aluminiu	163	43	33	1/30
05-0307/100	100W	8.5A	220-240V	12V DC	aluminiu	205	45	35	1/16
05-0307/150	150W	12.5A	220-240V	12V DC	aluminiu	218	70	43	1/12
05-0307/200	200W	16.7A	220-240V	12V DC	aluminiu	218	70	43	1/12