


## INDUSTRIAL INSTALLATIONS

High-quality protection of installations and devices in industry is ensured by wide selection of fuse-links and circuit breakers. Particularly important is the wide range of NV/NH fuse-links and switchgear combinations, i.e. fuse blocks and switch disconnectors. We also offer MCB's and power circuit breakers ETIBREAK. And not to forget ETICON contactors, plug-in outfit and line-up terminals SPOJ and overvoltage protection devices ETITEC. As well we can not provide solutions without switch disconnectors ETISWITCH and actuators and indicators ETISIG. The products are internationally certified and carry several quality marks.



INDUSTRY

# Fuse bases

## Advantages

PK fuse bases with ceramic insulation for NH fuses are suitable for surface mounting on mounting plates and can be used in combination with NH fuse-links according to DIN VDE 0636-2/IEC 60269-2 as well as solid links.

They offer a compact and simple solution for application of fuses as protective elements in low voltage distribution boards and are characterized by silver plated contacts, in-house developed technical ceramic materials with high thermal resistance and a broad range of connections.


PK fuse bases are available in sizes 00 to 3, in 1-pole and 3-pole version. The range comes with accessories including protection barriers, IP20 finger safe protection kits and neutral links, which, along with the possibility of attaching additional poles, provides an optimal solution for every application.

**Rated for fuse-links with breaking capacity up to 200 kA.**

**Ratings:**  
**Rated voltage: 690 V a.c.**  
**Rated currents: 160 A - 630 A**

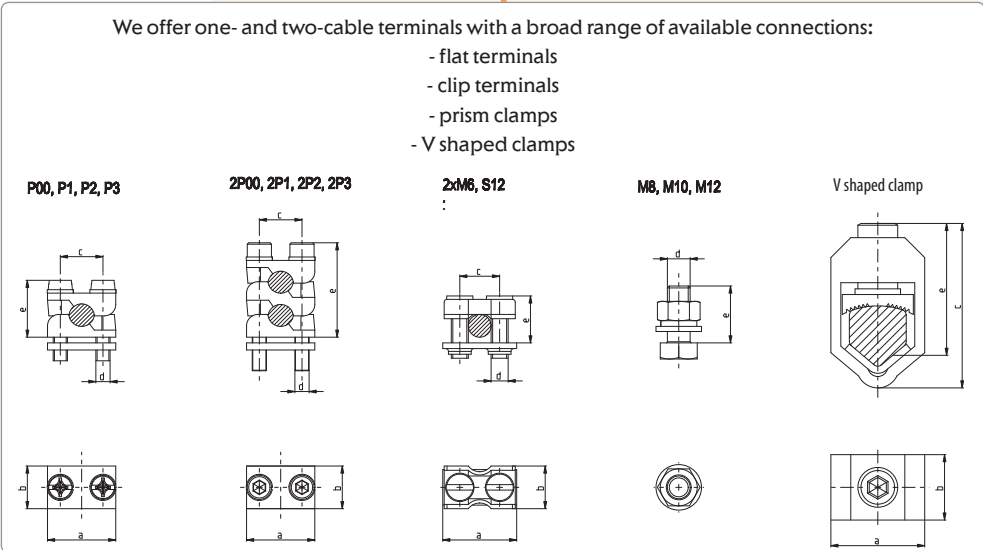
**Standards:**  
**IEC 60269-2**  
**DIN VDE 0636-2**  
**DIN 43620**

As one of the leading producers of technical ceramics for fuse applications we have developed a range of extremely reliable thermosetting materials with high thermal resistance, dimensional stability and superior resistance to tracking.



Sturdy and compact IP 20 protection kits.

Galvanically silver plated contacts, providing ideal contact characteristics.



## Fuse bases

### Accessories

Type	Code No.	Weight [g/pc]	Packaging [pcs]
Terminal covers			
ZP PT 00-1	004129010	20	6
ZP PT 1-1	004129012	47,5	6
ZP PT 2-1	004129013	62	6
ZP PT 3-1	004129014	73,5	6
Fuse covers			
PZP PT 00-1	004129020	9,5	6
PZP PT 1-1	004129022	25	6
PZP PT 2-1	004129023	36,5	6
PZP PT 3-1	004129024	45	6
Protective barriers			
PR PK0 S	004941320	17	20
PR PK1 S	004941321	47	20
PR PK2 S	004941322	56	20
PR PK3 S	004941323	62	20

### Neutral terminal base / Earth clamp

Type	$I_n$ [A]	Code No.	Weight [g/pc]	Packaging [pcs]
PK 0/0 M8-2M5 S	160	004941410	187	3
PK 1 M10-M10 S	250	004941411	635	3
PK 2 M10-M10 S	400	004941412	1016	3
PK 3 M12-M12 S	630	004941413	1066	3

### 1-pole fuse base PK 0, 4

Type	$I_n$ [A]	Code No.	Weight [g]	Packaging [pcs]
PK 0 M8 - 2 x M6	160	004122009	258	3/90
PK 0 M8 - M8	160	004122002	258	3/90
PK 02 x M6 - 2 x M6	160	004122008	258	3/90
PK 4	1250	004122006	3030	1/7

### 3-pole fuse base PK 0

Type	$I_n$ [A]	Code No.	Weight [g]	Packaging [pcs]
PK 0/3 M8 - 2 x M6	160	004132007	650	1/18
PK 0/3 M8 - M8	160	004132002	650	1/18
PK 0/3 2xM6 - 2xM6	160	004132016	650	1/18

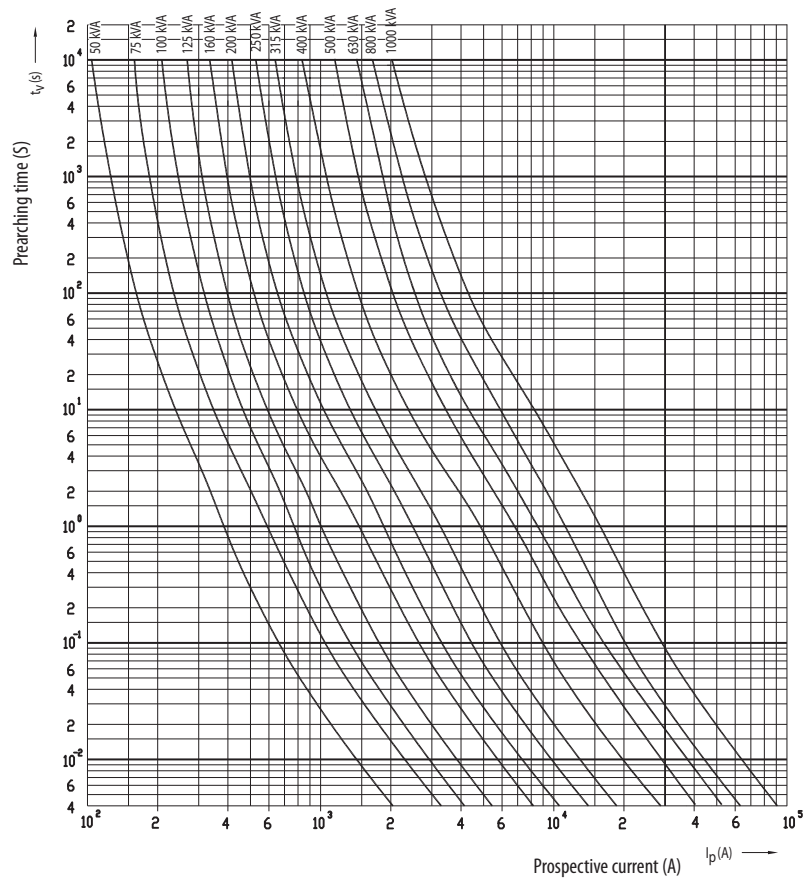


## Fuse-link NV/NH gTr

**Technical data:**

Rated voltage	400 V AC
Rated transformer power	50-1000 kVA
Breaking capacity	100 kA

Time current characteristics  
I/t, gTr



## PK Fuse Bases with Ceramic Insulation sizes 00 to 3

Technical data						
Size			00	1	2	3
<b>Electrical characteristics</b>						
Rated voltage	$U_n$	V a.c.	690			
Rated current	$I_n$	A	160	250	400	630
Conv. free air thermal current with fuse links	$I_{th}$	A	160	250	400	630
Conv. free air thermal current with solid links	$I_{th}$	A	200	320	500	800
Rated frequency		Hz	40-60			
Max. permis. power dissipation per fuse link	$P_a$	W	12	32	45	60
Max. breaking capacity per fuse link	$I_{cu}$	kA	200			
Derating temperature factors for max. current	$\leq 35$	$^{\circ}C$	1			
	40	$^{\circ}C$	0,95			
	50	$^{\circ}C$	0,85			
<b>Mechanical characteristics</b>						
Ambient temperature range	$T_{amb}$	$^{\circ}C$	-25...+55			
Rated operating mode			uninterrupted			
Mounting position			vertical, horizontal			
Pollution degree			3			
Overvoltage category			III			
Degree of protection			IP00 without covers; IP20 with covers fitted			
Standards			IEC 60269-2, DIN VDE 0636, DIN 43620			