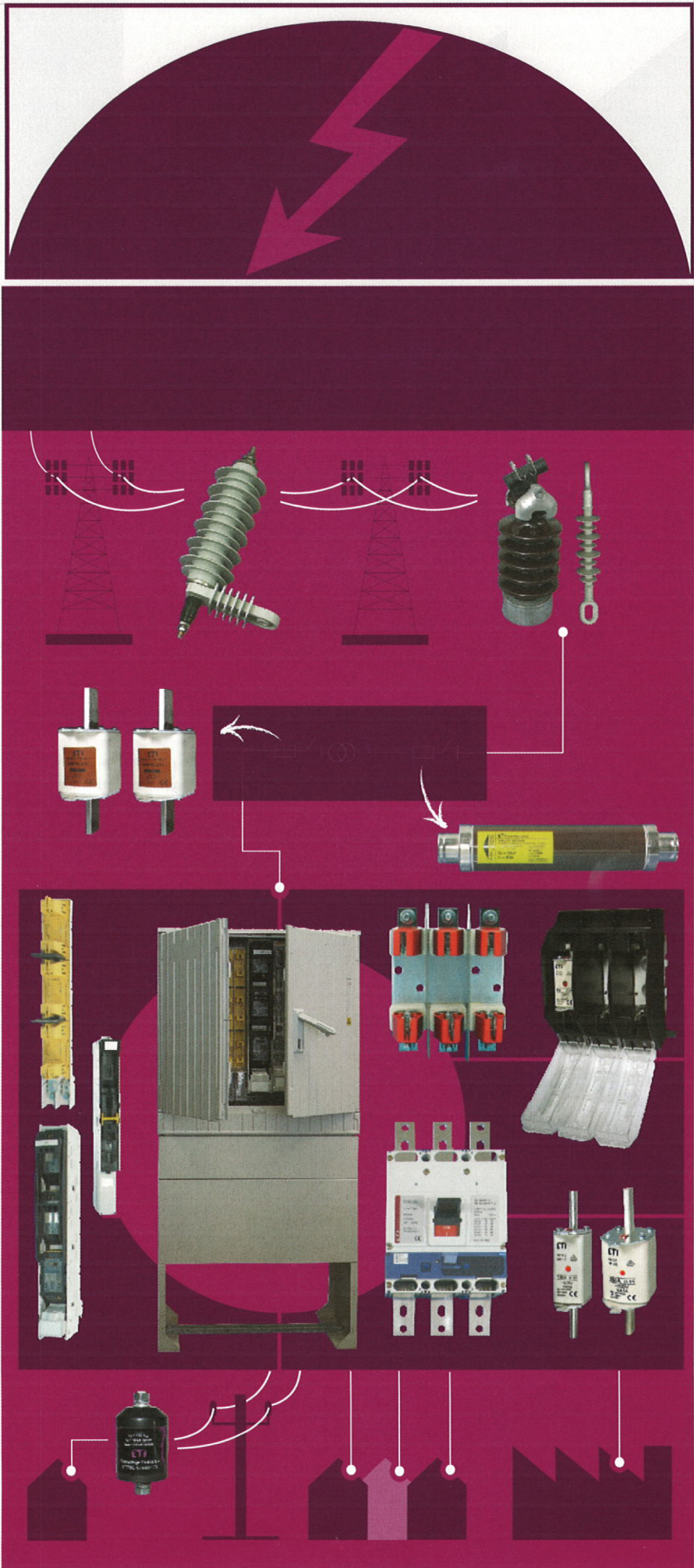


## ELECTRIC POWER DISTRIBUTION


ETI provides high-quality solutions for the protection of low and high-voltage electrical installations in the field of electric power distribution. We supply a wide range of high-voltage fuse-links of the type VV, low voltage power circuit breakers ETIBREAK, distribution cabinets KVS, medium voltage surge arresters ETISURGE and ceramic as well as polymeric insulators. The products are internationally certified and carry several quality marks.



# Low voltage moulded case circuit breakers with residual current protection

## Main features and advantages

Breaking capacities as on MCCBs



Adjustable residual current tripping thresholds between 30mA and 3A. Adjustable time delay for residual current protection between 60ms and 700ms including INST (instantaneous) and NT (No Trip).



Type A: Tripping is ensured for residual sinusoidal AC in the presence of residual pulsating DC.



Voltage Presence LED Indicator and Trip Indicator (the yellow button pops up to indicate tripping due to residual current)



Test Button (to test the residual current detection and tripping system)



Dielectric test device plug (to allow dielectric testing with the EB2R closed - ON)



Adjustable overload protection  $I_R$  can be set between 63% and 100% of  $I_n$


## Accessories

### Accessories for EB2, ED2 800 and EB2, ED2 1000

	Code No	Poles	Packaging [pcs]
Motor Operator, MO2 800-1000, AC100-240V	004672324	3p,4p	1
Motor Operator, MO2 800-1000 DC24-48V	004672325	3p,4p	1
Motor Operator, MO2 800-1000 DC100-120V	004672326	3p,4p	1

### Accessories for EB2, ED2 800 and EB2, ED2 1000

	Code No	Poles	Packaging [pcs]
Handle Operating Mechanism, RO2 800-1000, black	004672327	3p,4p	1
Handle Operating Mechanism, RO2 800-1000, key lock, black	004672328	3p,4p	1
Handle Operating Mechanism, RO2 800-1000, red	004672329	3p,4p	1
Handle Operating Mechanism, RO2 800-1000, key lock, red	004672330	3p,4p	1
External Handle Operating Mechanism, RO2 800-1000 P, black	004672331	3p,4p	1
External Handle Operating Mechanism, RO2 800-1000P, red	004672332	3p,4p	1



Door mounted handle  
(door interlock handle)

### Accessories for EB2, ED2 800 and EB2, ED2 1000

	Code No	Poles	Packaging [pcs]
Slide mechanical interlock, MS 800 3P, MO or RO assembly not possible	004672333	3p	1
Slide mechanical interlock, MS 800 4P, MO or RO assembly not possible	004672334	4p	1
Link mechanical interlock, MLR 800-1000 right, MO or RO assembly possible	004672335	3p,4p	1
Link mechanical interlock, MLL 800-1000 left 3p, MO or RO assembly possible	004672336	3p	1
Link mechanical interlock, MLL 800-1000 left 4p, MO or RO assembly possible	004672337	4p	1
Wire mechanical interlock, MW 800-1000, mechanism, MO or RO assembly possible	004672338	3p,4p	1

Link mechanical interlock configuration; MLR\_right + MLL\_left

Wire mechanical interlock configuration; 2xMW\_mech. + MW\_cable



MW\_cable

### Accessories for EB2, ED2 800 and EB2, ED2 1000

	Code No	Poles	Packaging [pcs]
Handle locks, ZA2 400/1000	004671239	3p, 4p	1
Terminal cover, PRS2 800-1000/3, front	004672339	3p	1
Terminal cover, PRS2 800-1000/4, front	004672340	4p	1
Interpol barrier, IZ2 400-1600	004671244	3p,4p	1
Lateral block, LTBL 400-1000, left	004671245	3p	1
Lateral block, LTBR 400-1000, right	004671246	4p	1



PRS2

### Accessories for EB2, ED2 800


	Code No	Poles	Packaging [pcs]
Fixed, Plug-in 3-p, NPF 800/3	004672401	3	1
Fixed, Plug-in 3-p, NPF 800/3 AB	004672402	3	1
Fixed, Plug-in 4-p, NPF 800/4	004672403	4	1
Fixed, Plug-in 4-p, NPF 800/4 AB	004672404	4	1
Plug-in Conversion 3-p, NPI 800/3	004672405	3	1
Plug-in Conversion 4-p, NPI 800/4	004672406	4	1
3 flat bars for Plug-in mount blocks, ZB2 800/3 NPF	004672407	3	set = 3 pcs
4 flat bars for Plug-in mount blocks, ZB2 800/4 NPF	004672408	4	set = 4 pcs
Plug for aux. and alarm switches PSPSS 800-1000AF	004671491	3p,4p	1
Plug for shunt trips and underv. trips PSHUV 800-1000AF	004671492	3p,4p	1

- basic configuration: fixed plug-in + plug-in conversion

- extension terminals is used when fixed part of plug-in is under mounting plate - not used for basic configuration

- if additional accessories are installed in MCCB, plugs and sockets (PSPSS, PSHUV and PIO) are required,

- AB suitable for attach bars



NPF

NPI

## External accessories

**IZ** – Interpole barrier. Installed between MCCB terminal, which increases the distance between poles to reduce the possibility of creepage.

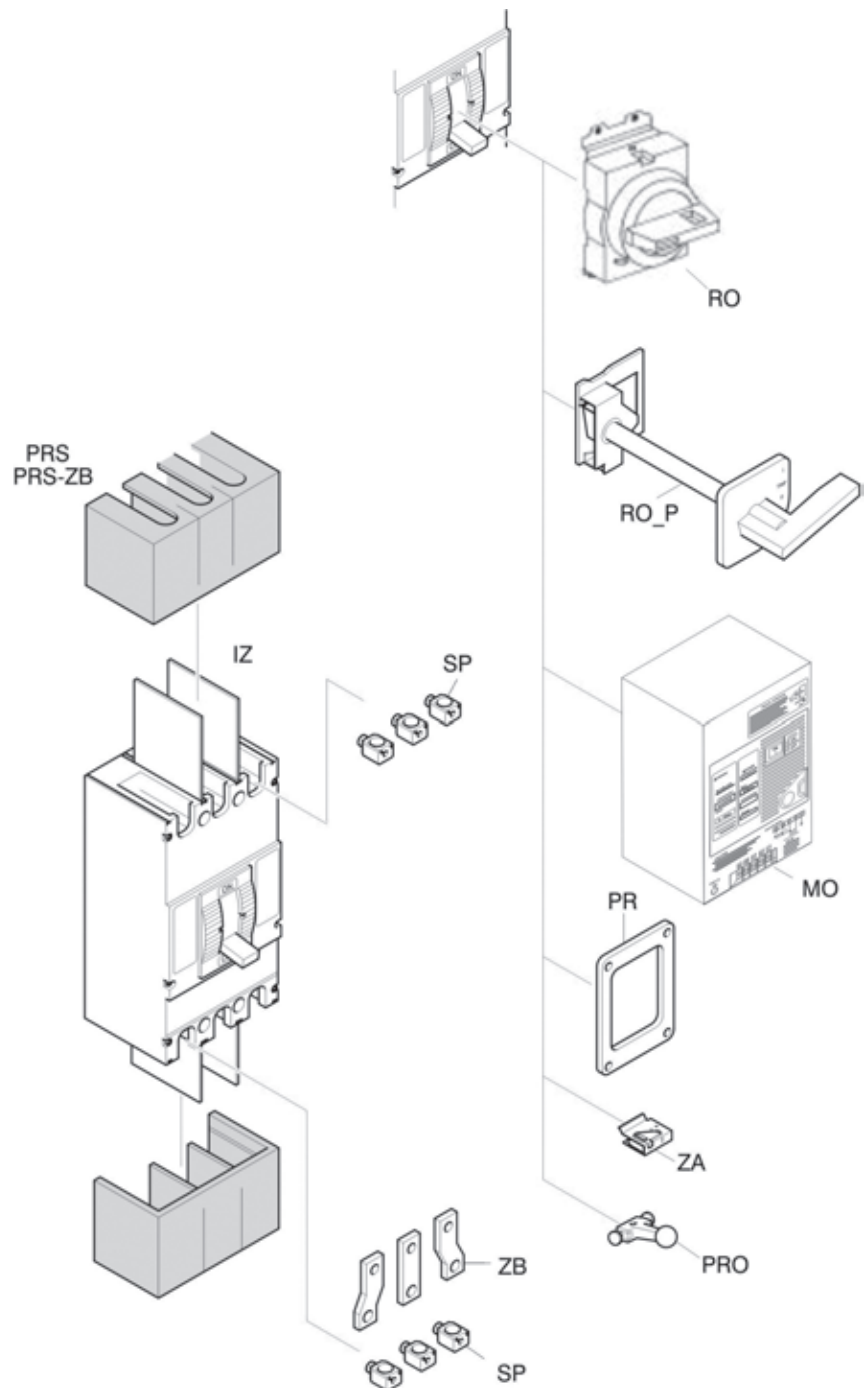
**PRS** – Terminal cover. The terminal covers are applied to the MCCB to prevent accidental contact with live parts and thereby protection against direct contact.

**PRS-ZB** – Terminal cover for att. Busbar. The terminal covers are applied to the MCCB to prevent accidental contact with live parts and thereby protection against direct contact. The width is different because of attach busbar.

**SP** – Solderless terminal

**RO** – Operating handle, breaker mounted. It's used when MCCB is installed in control centre/switchboard

**RO\_P** – Operating handle, panel mounted, variable depth. This consists of an operating mechanism mounted on the breaker, an operating handle mounted on the panel door and a square shaft to connect the mechanism with the handle.



**MO** – Motor operator. Enabling to switch MCCB ON or OFF remotely.

**PR** – Door flange. Accessory for mounting on panel door.

**ZA** – Handle lock. Enables the MCCB to be padlocked in neither the ON or OFF position.

**ZB** – Attach busbar. Used for easier installation on busbar systems (widen terminals).

**PRO** – Handle extension. Used for easier manipulation ON/OFF at bigger MCCB's.