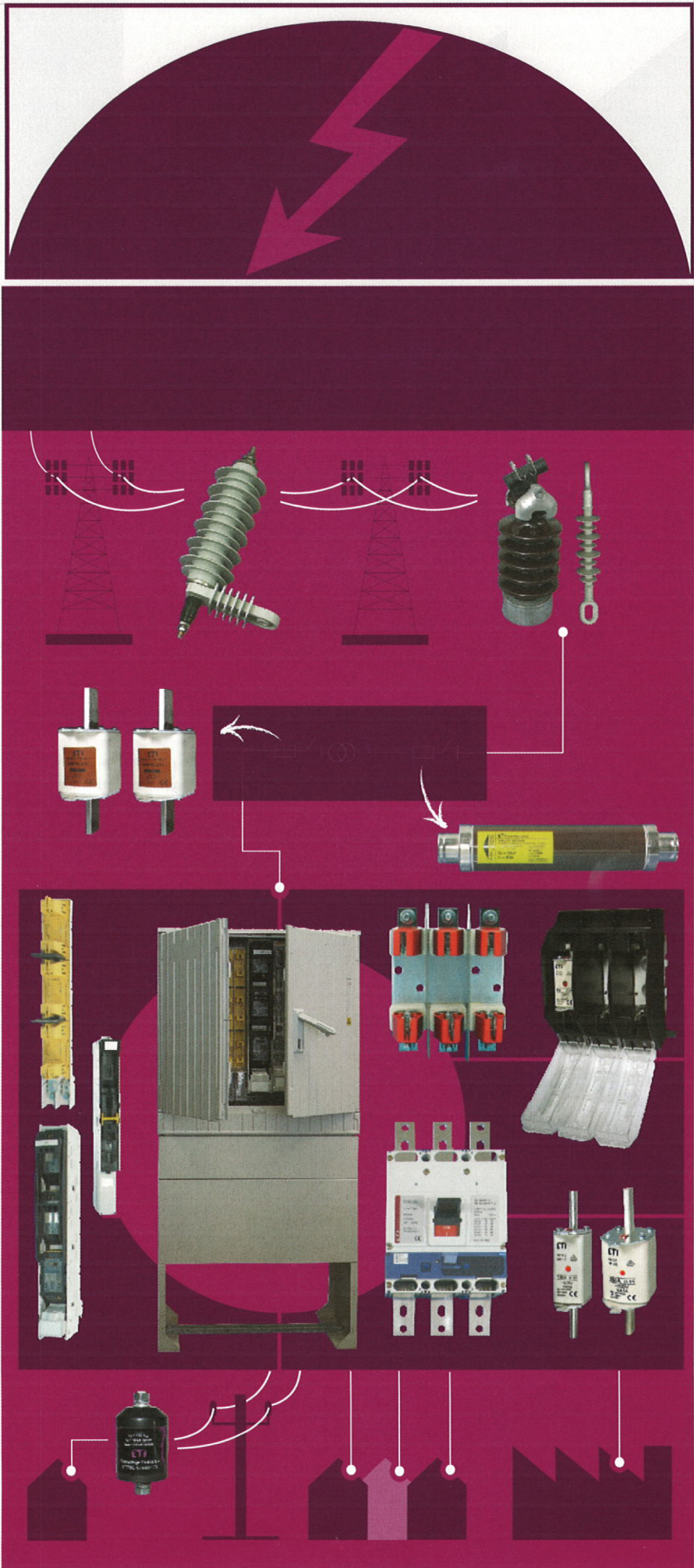


ELECTRIC POWER DISTRIBUTION


ETI provides high-quality solutions for the protection of low and high-voltage electrical installations in the field of electric power distribution. We supply a wide range of high-voltage fuse-links of the type VV, low voltage power circuit breakers ETIBREAK, distribution cabinets KVS, medium voltage surge arresters ETISURGE and ceramic as well as polymeric insulators. The products are internationally certified and carry several quality marks.



Low voltage moulded case circuit breakers with residual current protection

Main features and advantages

Breaking capacities as on MCCBs




Adjustable residual current tripping thresholds between 30mA and 3A. Adjustable time delay for residual current protection between 60ms and 700ms including INST (instantaneous) and NT (No Trip).



Type A: Tripping is ensured for residual sinusoidal AC in the presence of residual pulsating DC.



Voltage Presence LED Indicator and Trip Indicator (the yellow button pops up to indicate tripping due to residual current)



Test Button (to test the residual current detection and tripping system)



Dielectric test device plug (to allow dielectric testing with the EB2R closed - ON)



Adjustable overload protection I_R can be set between 63% and 100% of I_n



MO2

Accessories for EB2, ED2 160 and EB2, ED2 250

	Code No	Poles	Packaging [pcs]
Motor Operator, MO2 250 AC230-240V	004671195	3p, 4p	1
Motor Operator, MO2 250 AC100-110V	004671331	3p, 4p	1
Motor Operator, MO2 250 DC24V	004671333	3p, 4p	1
Motor Operator, MO2 250 DC48V	004671334	3p, 4p	1
Motor Operator, MO2 250 DC100V	004671335	3p, 4p	1
Motor Operator, MO2 250, AC230-240, reset	004671196	3p, 4p	1
Motor Operator, MO2 250 AC100-110V, reset	004671336	3p, 4p	1
Motor Operator, MO2 250 DC24V, reset	004671338	3p, 4p	1
Motor Operator, MO2 250 DC48V, reset	004671339	3p, 4p	1
Motor Operator, MO2 250 DC100V, reset	004671340	3p, 4p	1



IP3X R02

Accessories for EB2, ED2 160 and EB2, ED2 250

	Code No	Poles	Packaging [pcs]
Door Flange, PR2 125-250	004671167	3p, 4p	1
Door Flange, PR2 - mot 125-250	004671472	3p, 4p	1
Breaker mounted handle IP3X, R02 250, black	004671197	3p, 4p	1
Breaker mounted handle IP3X, R02 250, keylock (cylindrical), black	004671198	3p, 4p	1
Breaker mounted handle IP3X, R02 250, red	004671341	3p, 4p	1
Breaker mounted handle IP3X, R02 250, keylock (cylindrical), red	004671342	3p, 4p	1
Door mounted handle IP55, R02 250P, black	004671199	3p, 4p	1
Door mounted handle IP65, R02 250P, black	004671200	3p, 4p	1
Door mounted handle IP55, R02 250P, red	004671343	3p, 4p	1
Door mounted handle IP65, R02 250P, red	004671344	3p, 4p	1

Handle operating mechanism can be padlocked in OFF




MS

Accessories for EB2, ED2 160 in EB2, ED2 250

	Code No	Poles	Packaging [pcs]
Slide mechanical interlock, MS 250 3P, MO or RO assembly not possible	004671201	3p	1
Slide mechanical interlock, MS 250 4P, MO or RO assembly not possible	004671202	4p	1
Link mechanical interlock, MLR 250 right, MO or RO assembly possible	004671203	3p, 4p	1
Link mechanical interlock, MLL 250 left 3p, MO or RO assembly possible	004671204	3p	1
Link mechanical interlock, MLL 250 left 4p, MO or RO assembly possible	004671205	4p	1
Wire mechanical interlock, MW 250, mechanism, MO or RO assembly possible	004671206	3p, 4p	1

Link mechanical interlock configuration; MLR_right + MLL_left

Wire mechanical interlock configuration; 2xMW_mech. + MW_cable



PR2

PR2 SP

Accessories for EB2, ED2 160 and EB2, ED2 250

	Code No	Poles	Packaging [pcs]
Handle locks, ZA2 125-250	004671180	3p, 4p	1
Terminal cover lock, PZ 125-630AF	004672400	3p, 4p	1
Terminal cover, PRS2 250/3, front	004671207	3p	1
Terminal cover, PRS2 250/4, front	004671208	4p	1
Terminal cover, PRS2-SP 250/3, cable clamps	004671209	3p	1
Terminal cover, PRS2-SP 250/4, cable clamps	004671210	4p	1
Terminal cover, PRS2-NPF 250/3, plug-in	004671475	3p	1
Terminal cover, PRS2-NPF 250/4, plug-in	004671476	4p	1
DIN rail adapter, DIN 125 & 250	004671186	3p, 4p	1

External accessories

IZ – Interpole barrier. Installed between MCCB terminal, which increases the distance between poles to reduce the possibility of creepage.

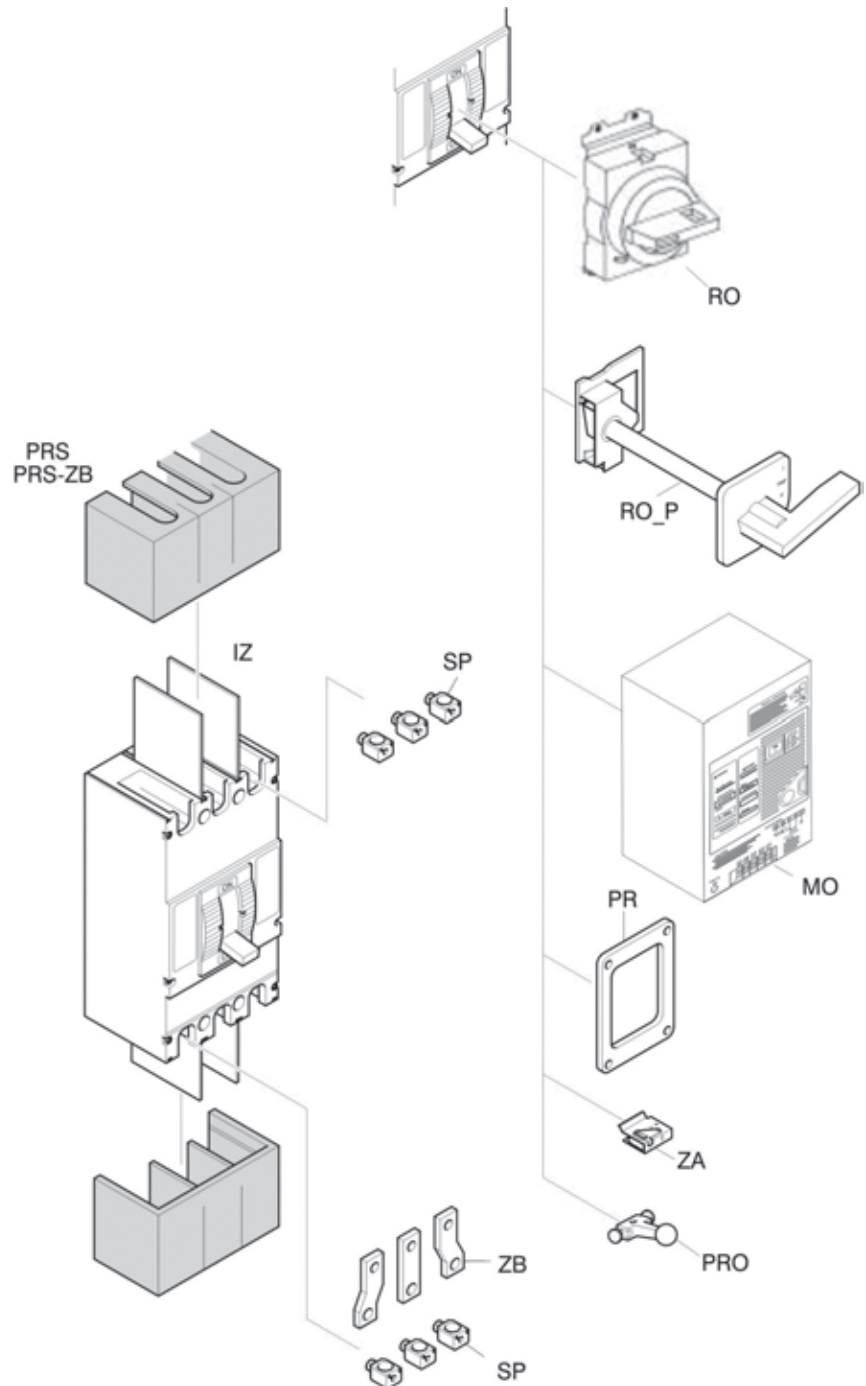
PRS – Terminal cover. The terminal covers are applied to the MCCB to prevent accidental contact with live parts and thereby protection against direct contact.

PRS-ZB – Terminal cover for att. Busbar. The terminal covers are applied to the MCCB to prevent accidental contact with live parts and thereby protection against direct contact. The width is different because of attach busbar.

SP – Solderless terminal

RO – Operating handle, breaker mounted. It's used when MCCB is installed in control centre/switchboard

RO_P – Operating handle, panel mounted, variable depth. This consists of an operating mechanism mounted on the breaker, an operating handle mounted on the panel door and a square shaft to connect the mechanism with the handle.



MO – Motor operator. Enabling to switch MCCB ON or OFF remotely.

PR – Door flange. Accessory for mounting on panel door.

ZA – Handle lock. Enables the MCCB to be padlocked in neither the ON or OFF position.

ZB – Attach busbar. Used for easier installation on busbar systems (widen terminals).

PRO – Handle extension. Used for easier manipulation ON/OFF at bigger MCCB's.