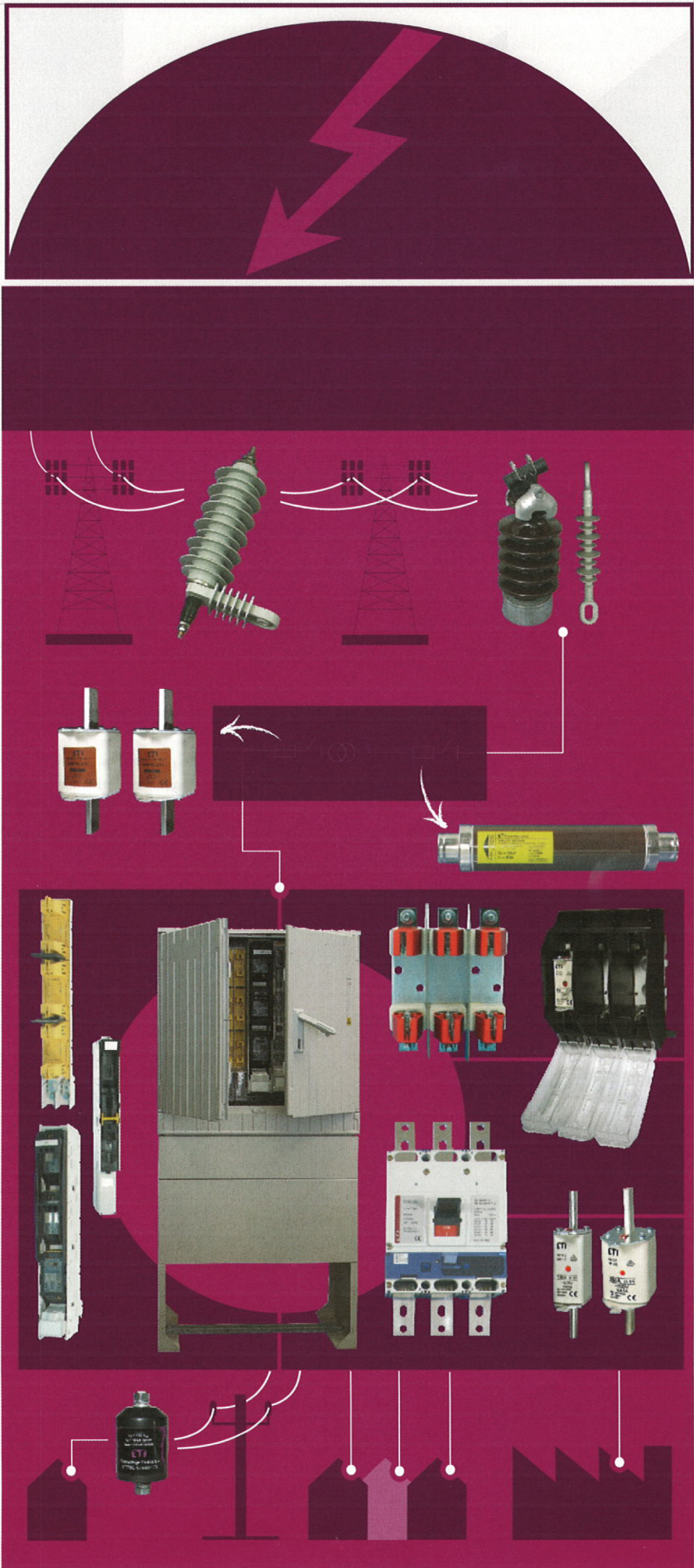


ELECTRIC POWER DISTRIBUTION


ETI provides high-quality solutions for the protection of low and high-voltage electrical installations in the field of electric power distribution. We supply a wide range of high-voltage fuse-links of the type VV, low voltage power circuit breakers ETIBREAK, distribution cabinets KVS, medium voltage surge arresters ETISURGE and ceramic as well as polymeric insulators. The products are internationally certified and carry several quality marks.



Low voltage moulded case circuit breakers with residual current protection

Main features and advantages

Breaking capacities as on MCCBs




Adjustable residual current tripping thresholds between 30mA and 3A. Adjustable time delay for residual current protection between 60ms and 700ms including INST (instantaneous) and NT (No Trip).



Type A: Tripping is ensured for residual sinusoidal AC in the presence of residual pulsating DC.



Voltage Presence LED Indicator and Trip Indicator (the yellow button pops up to indicate tripping due to residual current)



Test Button (to test the residual current detection and tripping system)



Dielectric test device plug (to allow dielectric testing with the EB2R closed - ON)



Adjustable overload protection I_R can be set between 63% and 100% of I_n

External accessories



PSPSS / PSHUV



PIO



ZB2 Straight



M02



IP3X R02

Accessories for EB2, ED2 125-1600 AF

	Code No	Poles	Packaging [pcs]
Plug for aux. And alarm switches PSPSS 125-630AF	004671457	3p,4p	1/1
Plug for shunt trips and underv. trips PSHUV 125-630AF	004671458	3p,4p	1/1
Socket – for internal accessories PIO 125-1000AF	004671459	3p,4p	1/1
Mechanical interlock, MW cable 1m	004671178	3p,4p	1/1
Mechanical interlock, MW cable 1,5m	004671179	3p,4p	1/1
OCR checker 200-240V AC	004672310	3p,4p	1/1
Terminal cover lock PZ 125-630AF	004672400	3p,4p	1/1

Accessories for EB2, ED2 125

	Code No	Poles	Packaging [pcs]
Attach busbar, ZB2 125/3 Straight	004671161	3p	3
Attach busbar, ZB2 125/4 Straight	004671162	4p	3
Solderless Terminal, SP2 125/3	004671163	3p	4
Solderless Terminal, SP2 125/4	004671164	4p	4
Rear connections, RC2 125/3	004671187	3p	3
Rear connections, RC2 125/4	004671188	4p	4

Accessories for EB2, ED2 125

	Code No	Poles	Packaging [pcs]
Motor Operator, M02 125 AC230-240V	004671165	3p,4p	1
Motor Operator, M02 125 AC100-110V	004671311	3p,4p	1
Motor Operator, M02 125 DC24V	004671313	3p,4p	1
Motor Operator, M02 125 DC48V	004671314	3p,4p	1
Motor Operator, M02 125 DC100V	004671315	3p,4p	1
Motor Operator, M02 125 AC230-240V, reset	004671166	3p,4p	1
Motor Operator, M02 125 AC100-110V, reset	004671316	3p,4p	1
Motor Operator, M02 125 DC24V, reset	004671318	3p,4p	1
Motor Operator, M02 125 DC48V, reset	004671319	3p,4p	1
Motor Operator, M02 125 DC100V, reset	004671320	3p,4p	1

Accessories for EB2, ED2 125

	Code No	Poles	Packaging [pcs]
Door Flange, PR2 125-250	004671167	3p,4p	1
Door Flange, PR2 - mot 125-250	004671472	3p,4p	1
Breaker mounted handle IP3X, R02 125, black	004671168	3p,4p	1
Breaker mounted handle IP3X, R02 125, keylock (cylindrical), black	004671169	3p,4p	1
Breaker mounted handle IP3X, R02 125, red	004671321	3p,4p	1
Breaker mounted handle IP3X, R02 125, keylock (cylindrical), red	004671322	3p,4p	1
Door mounted handle IP55, R02 125P, black	004671170	3p,4p	1
Door mounted handle IP65, R02 125P, keylock (cylindrical), black	004671171	3p,4p	1
Door mounted handle IP55, R02 125P, red	004671323	3p,4p	1
Door mounted handle IP65, R02 125P, keylock (cylindrical), red	004671324	3p,4p	1

Handle operating mechanism can be padlocked in OFF

External accessories

IZ – Interpole barrier. Installed between MCCB terminal, which increases the distance between poles to reduce the possibility of creepage.

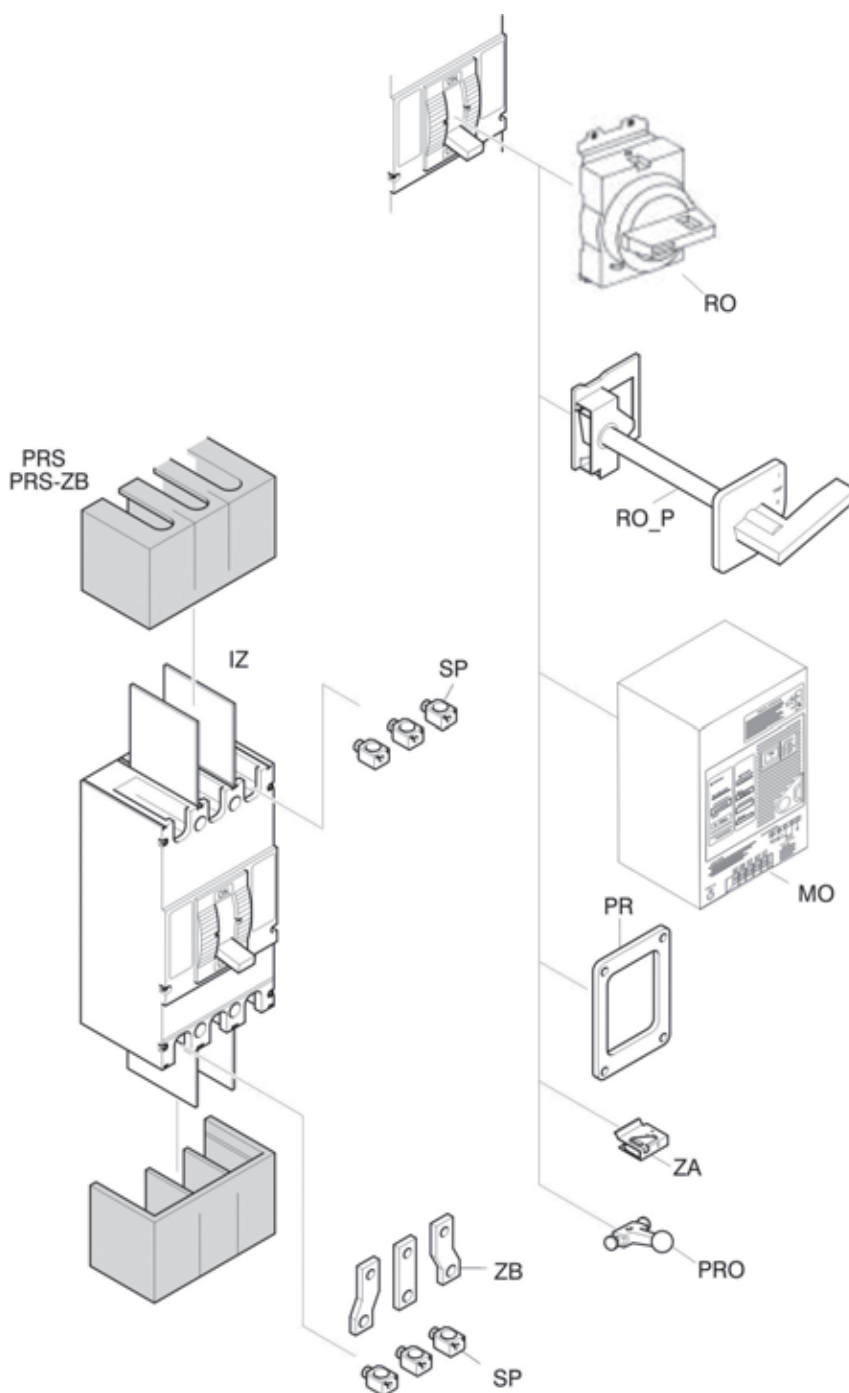
PRS – Terminal cover. The terminal covers are applied to the MCCB to prevent accidental contact with live parts and thereby protection against direct contact.

PRS-ZB – Terminal cover for att. Busbar. The terminal covers are applied to the MCCB to prevent accidental contact with live parts and thereby protection against direct contact. The width is different because of attach busbar.

SP – Solderless terminal

RO – Operating handle, breaker mounted. It's used when MCCB is installed in control centre/switchboard

RO_P – Operating handle, panel mounted, variable depth. This consists of an operating mechanism mounted on the breaker, an operating handle mounted on the panel door and a square shaft to connect the mechanism with the handle.



MO – Motor operator. Enabling to switch MCCB ON or OFF remotely.

PR – Door flange. Accessory for mounting on panel door.

ZA – Handle lock. Enables the MCCB to be padlocked in neither the ON or OFF position.

ZB – Attach busbar. Used for easier installation on busbar systems (widen terminals).

PRO – Handle extension. Used for easier manipulation ON/OFF at bigger MCCB's.