

Three phase low voltage power capacitors LPC

LPC 1..5 kVAr

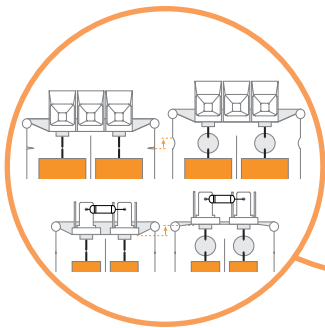


→ Equipped with discharge resistors (Discharge time ≤ 3 minutes to 75 V)

LPC 10..50 kVAr



→ Capacitors 1 ... 5 kVar connected with a double FASTON connector Included protection cover for electrical parts



→ Overpressure disconnection system



→ 10 ... 50 kVar capacitor terminals with universal screws (for slot "flat" screwdriver + Allen key "Imbus")



→ Vertical use only



→ rated power range: 1kVAr to 50kVAr

→ Rated voltage range: 400, 440 460, 480, 525 V




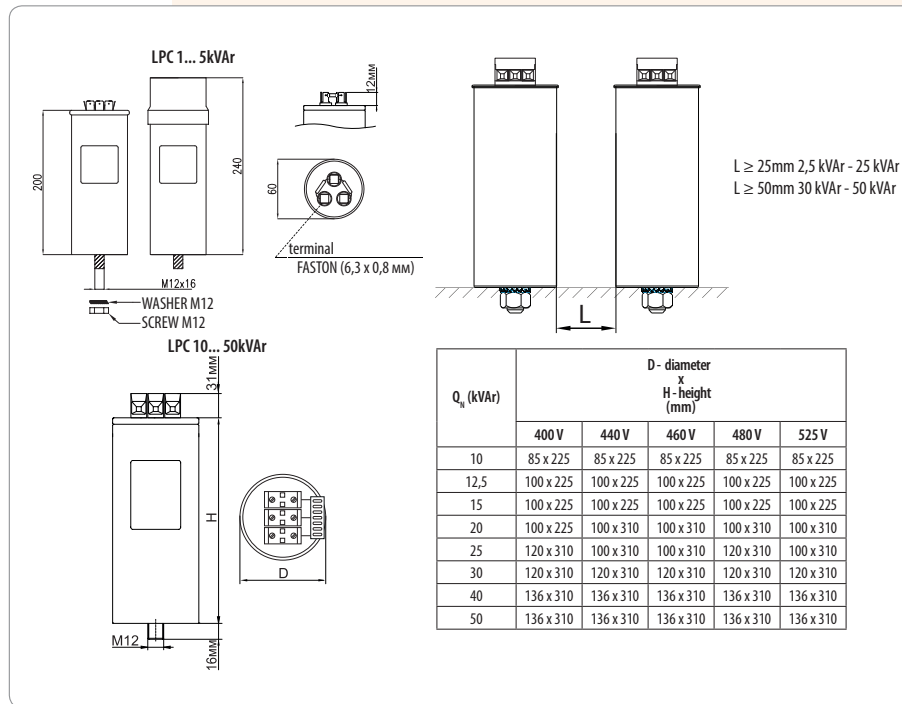
→ Ground fixation with thread, for vertical use only.

Three Phase Capacitors

Three phase low voltage power capacitors LPC

Rated voltage at 50Hz	Code No.	Type	Rated Power		Rated current [A]	D (diameter) x H (Height) [mm]	Terminal type	Weight [kg]	Packaging [pcs]
			[kVA]	[μ F]					
400	004656750	LPC 10 kVA, 400V, 50HZ	10	3x 66,3	14,4	85x225	Screw terminal	1,6	1
400	004656751	LPC 12.5 kVA, 400V, 50HZ	12,5	3x 82,9	18,0	100x225	Screw terminal	2,2	1
400	004656752	LPC 15 kVA, 400V, 50HZ	15	3x 99,5	21,7	100x225	Screw terminal	2,2	1
400	004656753	LPC 20 kVA, 400V, 50HZ	20	3x 132,6	28,9	100x225	Screw terminal	2,2	1
400	004656754	LPC 25 kVA, 400V, 50HZ	25	3x 165,8	36,1	120x310	Screw terminal	2,9	1
400	004656755	LPC 30 kVA, 400V, 50HZ	30	3x 198,9	43,3	120x310	Screw terminal	3,9	1
400	004656756	LPC 40 kVA, 400V, 50HZ	40	3x 265,3	57,7	136x310	Screw terminal	5,1	1
400	004656757	LPC 50 kVA, 400V, 50HZ	50	3x 331,6	72,2	136x310	Screw terminal	5,1	1
440	004656760	LPC 10 kVA, 440V, 50HZ	10	3x 54,8	13,1	85x225	Screw terminal	1,6	1
440	004656761	LPC 12.5 kVA, 440V, 50HZ	12,5	3x 68,5	16,4	100x225	Screw terminal	2,2	1
440	004656762	LPC 15 kVA, 440V, 50HZ	15	3x 82,2	19,7	100x225	Screw terminal	2,2	1
440	004656763	LPC 20 kVA, 440V, 50HZ	20	3x 109,6	26,2	100x310	Screw terminal	2,9	1
440	004656764	LPC 25 kVA, 440V, 50HZ	25	3x 137,0	32,8	100x310	Screw terminal	2,9	1
440	004656765	LPC 30 kVA, 440V, 50HZ	30	3x 164,4	39,4	120x310	Screw terminal	3,9	1
440	004656766	LPC 40 kVA, 440V, 50HZ	40	3x 219,2	52,5	136x310	Screw terminal	5,1	1
440	004656767	LPC 50 kVA, 440V, 50HZ	50	3x 274,0	65,6	136x310	Screw terminal	5,1	1
460	004656770	LPC 10 kVA, 460V, 50HZ	10	3x 50,1	12,6	85x225	Screw terminal	1,6	1
460	004656771	LPC 12.5 kVA, 460V, 50HZ	12,5	3x 62,7	15,7	100x225	Screw terminal	2,2	1
460	004656772	LPC 15 kVA, 460V, 50HZ	15	3x 75,2	18,8	100x225	Screw terminal	2,2	1
460	004656773	LPC 20 kVA, 460V, 50HZ	20	3x 100,3	25,1	100x310	Screw terminal	2,9	1
460	004656774	LPC 25 kVA, 460V, 50HZ	25	3x 125,4	31,4	100x310	Screw terminal	2,9	1
460	004656775	LPC 30 kVA, 460V, 50HZ	30	3x 150,4	37,7	120x310	Screw terminal	3,9	1
460	004656776	LPC 30.8 kVA, 460V, 50HZ	30,8	3x 154,4	38,7	120x310	Screw terminal	3,9	1
460	004656777	LPC 40 kVA, 460V, 50HZ	40	3x 200,6	50,2	136x310	Screw terminal	5,1	1
460	004656778	LPC 50 kVA, 460V, 50HZ	50	3x 250,7	62,8	136x310	Screw terminal	5,1	1
480	004656780	LPC 10 kVA, 480V, 50HZ	10	3x 46,1	12,0	85x225	Screw terminal	1,6	1
480	004656781	LPC 12.5kVA, 480V, 50HZ	12,5	3x 57,6	15,0	100x225	Screw terminal	2,2	1
480	004656782	LPC 15 kVA, 480V, 50HZ	15	3x 69,1	18,0	100x225	Screw terminal	2,2	1
480	004656783	LPC 20 kVA, 480V, 50HZ	20	3x 92,1	24,1	100x310	Screw terminal	2,9	1
480	004656784	LPC 25 kVA, 480V, 50HZ	25	3x 115,1	30,1	120x310	Screw terminal	3,9	1
480	004656785	LPC 30 kVA, 480V, 50HZ	30	3x 138,2	36,1	120x310	Screw terminal	3,9	1
480	004656786	LPC 40 kVA, 480V, 50HZ	40	3x 184,2	48,1	136x310	Screw terminal	5,1	1
480	004656787	LPC 50 kVA, 480V, 50HZ	50	3x 230,3	60,1	136x310	Screw terminal	5,1	1
525	004656790	LPC 10 kVA, 525V, 50HZ	10	3x 38,5	11,0	85x225	Screw terminal	1,6	1
525	004656791	LPC 12.5kVA, 525V, 50HZ	12,5	3x 48,1	13,7	100x225	Screw terminal	2,2	1
525	004656792	LPC 15 kVA, 525V, 50HZ	15	3x 57,7	16,5	100x225	Screw terminal	2,2	1
525	004656793	LPC 20 kVA, 525V, 50HZ	20	3x 77,0	22,0	100x310	Screw terminal	2,9	1
525	004656794	LPC 25 kVA, 525V, 50HZ	25	3x 96,2	27,5	100x310	Screw terminal	2,9	1
525	004656795	LPC 30 kVA, 525V, 50HZ	30	3x 115,5	33,0	120x310	Screw terminal	3,9	1
525	004656796	LPC 40 kVA, 525V, 50HZ	40	3x 154,0	44,0	136x310	Screw terminal	5,1	1
525	004656797	LPC 50 kVA, 525V, 50HZ	50	3x 192,5	55,0	136x310	Screw terminal	5,1	1





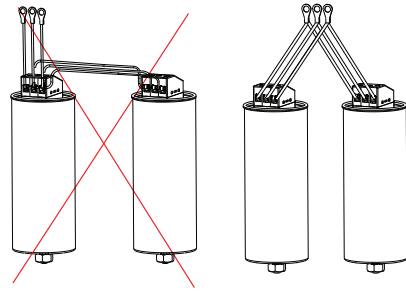
Technical data			
Standards	IEC 60831-1/2 EN 60831-1/2		
Capacitance tolerance	-5% +10%		
Frequency	50Hz (60Hz upon request)		
Temperature range	-25°C... +55°C*		
Dielectric losses	≤0.2 W/kVar		
Total losses	≤0.45 W/kVar		
Maximum over voltage	1,1 x Un		
Maximum over current	1,5 x In		
Max. THD in voltage	2%		
Max. THD in current	25%		
Discharge resistance	Incorporated; ≤ 2 min to 75V		
Connection	Delta		
Casing	Aluminium case		
Disconnection system	Overpressure		
Dielectric	Metalized polypropylene film, self-healing		
Voltage test between terminals	2,15 x Un 2 sec.		
Voltage test terminals to case	3KV for 10 second. AC		
Terminal type	Connector		
Inrush current	200 x In		
Protection	IP 20, indoor mounting		
Humidity	Max 95%		
Expected	120.000 Hrs. (Temp. level C)		
Altitude	Max. 2000 above sea level		
Screw terminal Tightening torque	≤ 20 kVar 100Ncm ≥ 25kVar 250Ncm		
Ambient temperature °C	Max	Highest mean over any period of	
		24h	1 year
	55	45	35

*Special declaration for lower temperature (-40°C) available on request

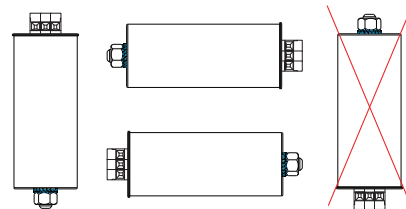
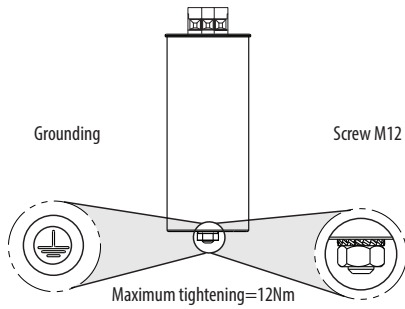
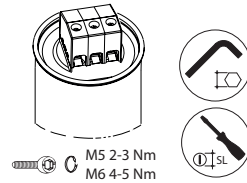
Cable cross section

Q _n (kVAR)	Un 400V, 50Hz		Terminal	Connection
	I _n (A)	(mm ² , Cu)		
2,5	3,6	2,5		
5	7,4	2,5		
7,5	10,8	2,5		
10	14,4	4,0		
12,5	18,1	6,0		
15	21,6	6,0		
20	29,0	10,0		
25	36,0	10,0		
30	43,0	16,0		
40	58,0	25,0		
50	72,0	35,0		

Cross – section values of the connection wires shown in the table are approximate and they are valid for normal operation conditions due to technical characteristics of the equipment.



⚠ ATTENTION! Parallel interconnection of two or more capacitors through the same terminals is prohibited.



Three phase low voltage power capacitors LPC with double winding

Advantages:

- Extra low size capacitors
- Triple safety
- Patented technology

Characteristics and utility:

- Three phase capacitor dual winding internally delta connected
- Discharge resistors incorporated
- Reactive power factor correction
- Dry type
- Connector type terminal
- Indoor mounting

Triple safety:

- Overpressure disconnection system
- Protection by internal fuses
- DWCAP system (patented) internal windings displacement

Construction and materials:

- Low losses metallized self-healing polypropylene film, high density, high temperature and greater dielectric resistance volt/μ
- Polyurethane self-extinguishing resin V0, developed under standard UL94
- Aluminium case with bottom fixing M12x16

Standards:

- IEC 60831-1/2
- EN 60831-1/2

Certifications:

