


## INDUSTRIAL INSTALLATIONS

High-quality protection of installations and devices in industry is ensured by wide selection of fuse-links and circuit breakers. Particularly important is the wide range of NV/NH fuse-links and switchgear combinations, i.e. fuse blocks and switch disconnectors. We also offer MCB's and power circuit breakers ETIBREAK. And not to forget ETICON contactors, plug-in outfit and line-up terminals SPOJ and overvoltage protection devices ETITEC. As well we can not provide solutions without switch disconnectors ETISWITCH and actuators and indicators ETISIG. The products are internationally certified and carry several quality marks.



INDUSTRY

# Fuse bases

## Advantages

PK fuse bases with ceramic insulation for NH fuses are suitable for surface mounting on mounting plates and can be used in combination with NH fuse-links according to DIN VDE 0636-2/IEC 60269-2 as well as solid links.

They offer a compact and simple solution for application of fuses as protective elements in low voltage distribution boards and are characterized by silver plated contacts, in-house developed technical ceramic materials with high thermal resistance and a broad range of connections.


PK fuse bases are available in sizes 00 to 3, in 1-pole and 3-pole version. The range comes with accessories including protection barriers, IP20 finger safe protection kits and neutral links, which, along with the possibility of attaching additional poles, provides an optimal solution for every application.

**Rated for fuse-links with breaking capacity up to 200 kA.**

**Ratings:**  
**Rated voltage: 690 V a.c.**  
**Rated currents: 160 A - 630 A**

**Standards:**  
**IEC 60269-2**  
**DIN VDE 0636-2**  
**DIN 43620**

As one of the leading producers of technical ceramics for fuse applications we have developed a range of extremely reliable thermosetting materials with high thermal resistance, dimensional stability and superior resistance to tracking.



Sturdy and compact IP 20 protection kits.

Galvanically silver plated contacts, providing ideal contact characteristics.

We offer one- and two-cable terminals with a broad range of available connections:

- flat terminals
- clip terminals
- prism clamps
- V shaped clamps

P00, P1, P2, P3	2P00, 2P1, 2P2, 2P3	2xM6, S12	M8, M10, M12	V shaped clamp




**3-pole fuse base size 00**

Type	I <sub>n</sub> [A]	Code No.	Weight [g/pc]	Packaging [pcs]
PK 00 M8-M8 3p S	160	004132100	558	1
PK 00 2M6-2M6 3p S	160	004132101	563	1
PK 00 M8-2M6 3p S	160	004132102	560	1
PK 00 M8-P00 3p S	160	004132103	608	1
PK 00 M8-2P00 3p S	160	004132104	651	1
PK 00 P00-P00 3p S	160	004132105	658	1
PK 00 P00-2P00 3p S	160	004132106	700	1
PK 00 2P00-2P00 3p S	160	004132107	743	1
PKI 00 M8-M8 3p S	160	004132111	675	1
PKI 00 2M6-2M6 3p S	160	004132112	680	1
PKI 00 M8-2M6 3p S	160	004132113	677	1
PKI 00 M8-P00 3p S	160	004132114	725	1
PKI 00 M8-2P00 3p S	160	004132115	768	1
PKI 00 P00-P00 3p S	160	004132116	775	1
PKI 00 P00-2P00 3p S	160	004132117	817	1
PKI 00 2P00-2P00 3p S	160	004132118	860	1
PKIP 00 M8-M8 3p S	160	004132121	704	1
PKIP 00 2M6-2M6 3p S	160	004132122	709	1
PKIP 00 M8-2M6 3p S	160	004132123	706	1
PKIP 00 M8-P00 3p S	160	004132124	754	1
PKIP 00 M8-2P00 3p S	160	004132125	797	1
PKIP 00 P00-P00 3p S	160	004132126	804	1
PKIP 00 P00-2P00 3p S	160	004132127	846	1
PKIP 00 2P00-2P00 3p S	160	004132128	889	1

PK basic version with protective barriers

PKI fuse base with terminal covers


PKIP fuse base with terminal covers and fuse covers



**3-pole fuse base PK 1, 2, 3**

Type	I <sub>n</sub> [A]	Code No.	Weight [g/pc]	Packaging [pcs]
PK 1 M10-M10 3p S	250	004132200	1809	1
PK 1 M10-S12 3p S	250	004132201	1785	1
PK 1 S12-S12 3p S	250	004132202	1761	1
PK 1 M10-P1 3p S	250	004132203	1995	1
PK 1 M10-2P1 3p S	250	004132204	2145	1
PK 1 P1-P1 3p S	250	004132205	2181	1
PK 1 P1-2P1 3p S	250	004132206	2331	1
PK 1 2P1-2P1 3p S	250	004132207	2481	1
PK 2 M10-M10 3p S	400	004132300	2520	1
PK 2 M10-S12 3p S	400	004132301	2499	1
PK 2 S12-S12 3p S	400	004132302	2475	1
PK 2 M10-P2 3p S	400	004132303	2889	1
PK 2 M10-2P2 3p S	400	004132304	3087	1
PK 2 P2-P2 3p S	400	004132305	3255	1
PK 2 P2-2P2 3p S	400	004132306	3453	1
PK 2 2P2-2P2 3p S	400	004132307	3651	1
PK 3 M12-M12 3p S	630	004132400	3318	1
PK 3 M12-P3 3p S	630	004132401	3795	1
PK 3 M12-2P3 3p S	630	004132402	4080	1
PK 3 P3-P3 3p S	630	004132403	4272	1
PK 3 P3-2P3 3p S	630	004132404	4557	1
PK 3 2P3-2P3 3p S	630	004132405	4824	1

PK basic version with protective barriers



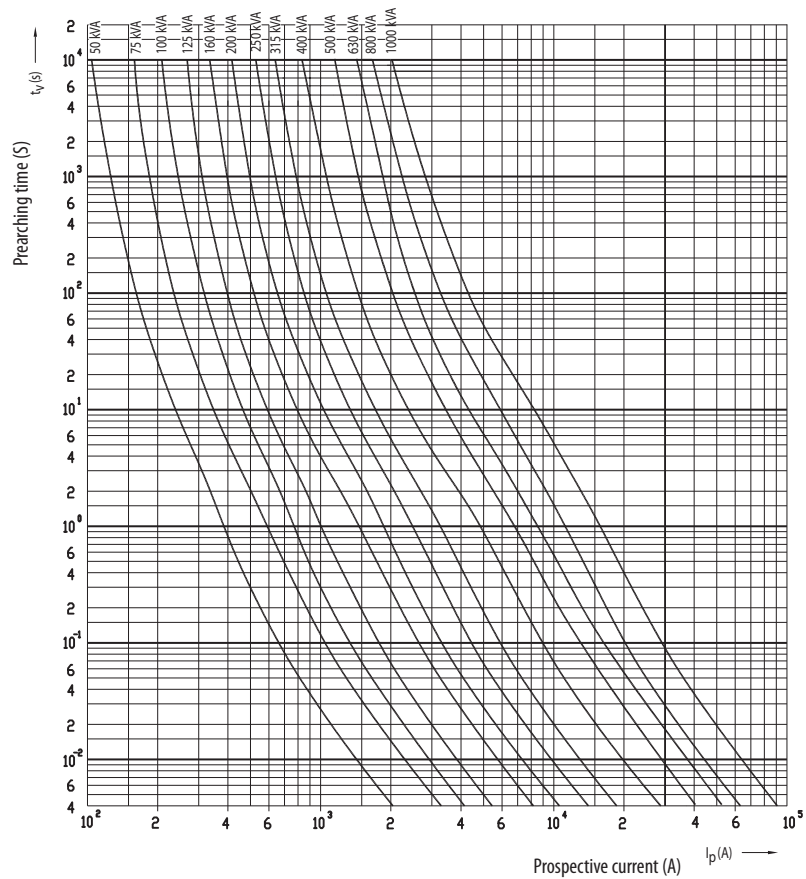
\*Terminal covers and fuse covers sold separately

## Fuse-link NV/NH gTr

**Technical data:**

Rated voltage	400 V AC
Rated transformer power	50-1000 kVA
Breaking capacity	100 kA

Time current characteristics  
I/t, gTr



## PK Fuse Bases with Ceramic Insulation sizes 00 to 3

Technical data						
Size			00	1	2	3
<b>Electrical characteristics</b>						
Rated voltage	$U_n$	V a.c.	690			
Rated current	$I_n$	A	160	250	400	630
Conv. free air thermal current with fuse links	$I_{th}$	A	160	250	400	630
Conv. free air thermal current with solid links	$I_{th}$	A	200	320	500	800
Rated frequency		Hz	40-60			
Max. permis. power dissipation per fuse link	$P_a$	W	12	32	45	60
Max. breaking capacity per fuse link	$I_{cu}$	kA	200			
Derating temperature factors for max. current	$\leq 35$	$^{\circ}C$	1			
	40	$^{\circ}C$	0,95			
	50	$^{\circ}C$	0,85			
<b>Mechanical characteristics</b>						
Ambient temperature range	$T_{amb}$	$^{\circ}C$	-25...+55			
Rated operating mode			uninterrupted			
Mounting position			vertical, horizontal			
Pollution degree			3			
Overvoltage category			III			
Degree of protection			IP00 without covers; IP20 with covers fitted			
Standards			IEC 60269-2, DIN VDE 0636, DIN 43620			

Dimensions for sizes 1, 2, 3

1p	3p	A	C	D	E	H - 1p	H - 3p	K	L**	P**	R**	S*	T*	U
PK 1 M10-M10 1p S	PK 1 M10-M10 3p S	175	141	82	M10-M10	55,5	160	200	108	245	113	108	245	106
PK 1 M10-S12 1p S	PK 1 M10-S12 3p S	175	141	82	M10-S12	55,5	160	200	108	245	113	108	245	106
PK 1 S12-S12 1p S	PK 1 S12-S12 3p S	175	141	82	S12-S12	55,5	160	200	108	245	113	108	245	106
PK 1 M10-P1 1p S	PK 1 M10-P1 3p S	175	141	82	M10-P1	55,5	160	200	108	245	113	108	245	106
PK 1 M10-2P1 1p S	PK 1 M10-2P1 3p S	175	141	82	M10-2P1	55,5	160	200	108	245	113	108	245	106
PK 1 P1-P1 1p S	PK 1 P1-P1 3p S	175	141	82	P1-P1	55,5	160	200	108	245	113	108	245	106
PK 1 P1-2P1 1p S	PK 1 P1-2P1 3p S	175	141	82	P1-2P1	55,5	160	200	108	245	113	108	245	106
PK 1 2P1-2P1 1p S	PK 1 2P1-2P1 3p S	175	141	82	2P1-2P1	55,5	160	200	108	245	113	108	245	106
PK 2 M10-M10 1p S	PK 2 M10-M10 3p S	200	166	87	M10-M10	65	185	225	115	266	125	117	266	125
PK 2 M10-S12 1p S	PK 2 M10-S12 3p S	200	166	87	M10-S12	65	185	225	115	266	125	117	266	125
PK 2 S12-S12 1p S	PK 2 S12-S12 3p S	200	166	87	S12-S12	65	185	225	115	266	125	117	266	125
PK 2 M10-P2 1p S	PK 2 M10-P2 3p S	200	166	87	M10-P2	65	185	225	115	266	125	117	266	125
PK 2 M10-2P2 1p S	PK 2 M10-2P2 3p S	200	166	87	M10-2P2	65	185	225	115	266	125	117	266	125
PK 2 P2-P2 1p S	PK 2 P2-P2 3p S	200	166	87	P2-P2	65	185	225	115	266	125	117	266	125
PK 2 P2-2P2 1p S	PK 2 P2-2P2 3p S	200	166	87	P2-2P2	65	185	225	115	266	125	117	266	125
PK 2 2P2-2P2 1p S	PK 2 2P2-2P2 3p S	200	166	87	2P2-2P2	65	185	225	115	266	125	117	266	125
PK 3 M12-M12 1p S	PK 3 M12-M12 3p S	210	166	99	M12-M12	65	208	240	127	266	135	130	266	148
PK 3 M12-P3 1p S	PK 3 M12-P3 3p S	210	166	99	M12-P3	65	208	240	127	266	135	130	266	148
PK 3 M12-2P3 1p S	PK 3 M12-2P3 3p S	210	166	99	M12-2P3	65	208	240	127	266	135	130	266	148
PK 3 P3-P3 1p S	PK 3 P3-P3 3p S	210	166	99	P3-P3	65	208	240	127	266	135	130	266	148
PK 3 P3-2P3 1p S	PK 3 P3-2P3 3p S	210	166	99	P3-2P3	65	208	240	127	266	135	130	266	148
PK 3 2P3-2P3 1p S	PK 3 2P3-2P3 3p S	210	166	99	2P3-2P3	65	208	240	127	266	135	130	266	148

\*Protective barriers; included with 3p fuse bases or sold separately

\*\*Terminal covers and fuse covers; sold separately

