


INDUSTRIAL INSTALLATIONS

High-quality protection of installations and devices in industry is ensured by wide selection of fuse-links and circuit breakers. Particularly important is the wide range of NV/NH fuse-links and switchgear combinations, i.e. fuse blocks and switch disconnectors. We also offer MCB's and power circuit breakers ETIBREAK. And not to forget ETICON contactors, plug-in outfit and line-up terminals SPOJ and overvoltage protection devices ETITEC. As well we can not provide solutions without switch disconnectors ETISWITCH and actuators and indicators ETISIG. The products are internationally certified and carry several quality marks.



INDUSTRY

Fuse bases

Advantages

PK fuse bases with ceramic insulation for NH fuses are suitable for surface mounting on mounting plates and can be used in combination with NH fuse-links according to DIN VDE 0636-2/IEC 60269-2 as well as solid links.

They offer a compact and simple solution for application of fuses as protective elements in low voltage distribution boards and are characterized by silver plated contacts, in-house developed technical ceramic materials with high thermal resistance and a broad range of connections.


PK fuse bases are available in sizes 00 to 3, in 1-pole and 3-pole version. The range comes with accessories including protection barriers, IP20 finger safe protection kits and neutral links, which, along with the possibility of attaching additional poles, provides an optimal solution for every application.

Rated for fuse-links with breaking capacity up to 200 kA.

Ratings:
Rated voltage: 690 V a.c.
Rated currents: 160 A - 630 A

Standards:
IEC 60269-2
DIN VDE 0636-2
DIN 43620

As one of the leading producers of technical ceramics for fuse applications we have developed a range of extremely reliable thermosetting materials with high thermal resistance, dimensional stability and superior resistance to tracking.



Sturdy and compact IP 20 protection kits.

Galvanically silver plated contacts, providing ideal contact characteristics.

We offer one- and two-cable terminals with a broad range of available connections:

- flat terminals
- clip terminals
- prism clamps
- V shaped clamps

P00, P1, P2, P3	2P00, 2P1, 2P2, 2P3	2xM6, S12	M8, M10, M12	V shaped clamp

PK Fuse Bases with Ceramic Insulation sizes 00 to 3

Rated voltage
690 V

1-pole fuse base size 00

Type	I _n [A]	Code No.	Weight [g/pc]	Packaging [pcs]
PK 00 M8-M8 1p S	160	004123000	173	3
PK 00 2M6-2M6 1p S	160	004123001	173	3
PK 00 M8-2M6 1p S	160	004123002	173	3
PK 00 M8-P00 1p S	160	004123003	190	3
PK 00 M8-2P00 1p S	160	004123004	205	3
PK 00 P00-P00 1p S	160	004123005	205	3
PK 00 P00-2P00 1p S	160	004123006	219	3
PK 00 2P00-2P00 1p S	160	004123007	233	3
PKI 00 M8-M8 1p S	160	004123011	213	3
PKI 00 2M6-2M6 1p S	160	004123012	213	3
PKI 00 M8-2M6 1p S	160	004123013	213	3
PKI 00 M8-P00 1p S	160	004123014	230	3
PKI 00 M8-2P00 1p S	160	004123015	245	3
PKI 00 P00-P00 1p S	160	004123016	245	3
PKI 00 P00-2P00 1p S	160	004123017	259	3
PKI 00 2P00-2P00 1p S	160	004123018	273	3
PKIP 00 M8-M8 1p S	160	004123021	223	3
PKIP 00 2M6-2M6 1p S	160	004123022	223	3
PKIP 00 M8-2M6 1p S	160	004123023	223	3
PKIP 00 M8-P00 1p S	160	004123024	240	3
PKIP 00 M8-2P00 1p S	160	004123025	255	3
PKIP 00 P00-P00 1p S	160	004123026	255	3
PKIP 00 P00-2P00 1p S	160	004123027	269	3
PKIP 00 2P00-2P00 1p S	160	004123028	283	3

PK basic version

PKI fuse base with terminal covers

PKIP fuse base with terminal covers and fuse cover

1-pole fuse base PK 1, 2, 3

Tipus	I _n [A]	Code No.	Weight [g/pc]	Packaging [pcs]
PK 1 M10-M10 1p S	250	004123100	603	3
PK 1 M10-S12 1p S	250	004123101	595	3
PK 1 S12-S12 1p S	250	004123102	587	3
PK 1 M10-P1 1p S	250	004123103	665	3
PK 1 M10-2P1 1p S	250	004123104	715	3
PK 1 P1-P1 1p S	250	004123105	727	3
PK 1 P1-2P1 1p S	250	004123106	777	3
PK 1 2P1-2P1 1p S	250	004123107	827	3
PK 2 M10-M10 1p S	400	004123200	840	3
PK 2 M10-S12 1p S	400	004123201	833	3
PK 2 S12-S12 1p S	400	004123202	825	3
PK 2 M10-P2 1p S	400	004123203	963	3
PK 2 M10-2P2 1p S	400	004123204	1029	3
PK 2 P2-P2 1p S	400	004123205	1085	3
PK 2 P2-2P2 1p S	400	004123206	1151	3
PK 2 2P2-2P2 1p S	400	004123207	1217	3
PK 3 M12-M12 1p S	630	004123300	1106	3
PK 3 M12-P3 1p S	630	004123301	1265	3
PK 3 M12-2P3 1p S	630	004123302	1360	3
PK 3 P3-P3 1p S	630	004123303	1424	3
PK 3 P3-2P3 1p S	630	004123304	1519	3
PK 3 2P3-2P3 1p S	630	004123305	1614	3



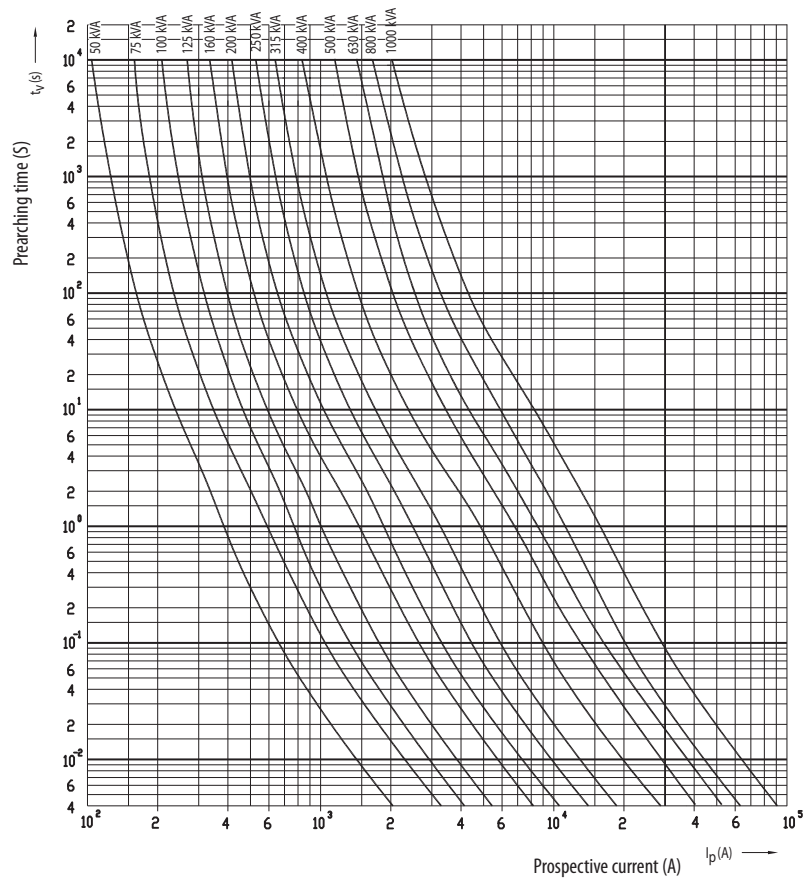
*Terminal covers and fuse covers sold separately

Fuse-link NV/NH gTr

Technical data:

Rated voltage	400 V AC
Rated transformer power	50-1000 kVA
Breaking capacity	100 kA

Time current characteristics
I/t, gTr



PK Fuse Bases with Ceramic Insulation sizes 00 to 3

Technical data						
Size			00	1	2	3
Electrical characteristics						
Rated voltage	U_n	V a.c.	690			
Rated current	I_n	A	160	250	400	630
Conv. free air thermal current with fuse links	I_{th}	A	160	250	400	630
Conv. free air thermal current with solid links	I_{th}	A	200	320	500	800
Rated frequency		Hz	40-60			
Max. permis. power dissipation per fuse link	P_a	W	12	32	45	60
Max. breaking capacity per fuse link	I_{cu}	kA	200			
Derating temperature factors for max. current	≤ 35	$^{\circ}C$	1			
	40	$^{\circ}C$	0,95			
	50	$^{\circ}C$	0,85			
Mechanical characteristics						
Ambient temperature range	T_{amb}	$^{\circ}C$	-25...+55			
Rated operating mode			uninterrupted			
Mounting position			vertical, horizontal			
Pollution degree			3			
Overvoltage category			III			
Degree of protection			IP00 without covers; IP20 with covers fitted			
Standards			IEC 60269-2, DIN VDE 0636, DIN 43620			

Dimensions for size 00

1p	3p	E	F	L	P	R	S*	T*
PK 00 M8-M8 1p S	PK 00 M8-M8 3p S	M8-M8	Ø 7,5	\	\	\	88	126
PK 00 2M6-2M6 1p S	PK 00 2M6-2M6 3p S	2M6-2M6	Ø 7,5	\	\	\	88	126
PK 00 M8-2M6 1p S	PK 00 M8-2M6 3p S	M8-2M6	Ø 7,5	\	\	\	88	126
PK 00 M8-P00 1p S	PK 00 M8-P00 3p S	M8-P00	Ø 7,5	\	\	\	88	126
PK 00 M8-2P00 1p S	PK 00 M8-2P00 3p S	M8-2P00	Ø 7,5	\	\	\	88	126
PK 00 P00-P00 1p S	PK 00 P00-P00 3p S	P00-P00	Ø 7,5	\	\	\	88	126
PK 00 P00-2P00 1p S	PK 00 P00-2P00 3p S	P00-2P00	Ø 7,5	\	\	\	88	126
PK 00 2P00-2P00 1p S	PK 00 2P00-2P00 3p S	2P00-2P00	Ø 7,5	\	\	\	88	126
PKI 00 M8-M8 1p S	PKI 00 M8-M8 3p S	M8-M8	Ø 7,5	87	140	\	\	\
PKI 00 2M6-2M6 1p S	PKI 00 2M6-2M6 3p S	2M6-2M6	Ø 7,5	87	140	\	\	\
PKI 00 M8-2M6 1p S	PKI 00 M8-2M6 3p S	M8-2M6	Ø 7,5	87	140	\	\	\
PKI 00 M8-P00 1p S	PKI 00 M8-P00 3p S	M8-P00	Ø 7,5	87	140	\	\	\
PKI 00 M8-2P00 1p S	PKI 00 M8-2P00 3p S	M8-2P00	Ø 7,5	87	140	\	\	\
PKI 00 P00-P00 1p S	PKI 00 P00-P00 3p S	P00-P00	Ø 7,5	87	140	\	\	\
PKI 00 P00-2P00 1p S	PKI 00 P00-2P00 3p S	P00-2P00	Ø 7,5	87	140	\	\	\
PKI 00 2P00-2P00 1p S	PKI 00 2P00-2P00 3p S	2P00-2P00	Ø 7,5	87	140	\	\	\
PKIP 00 M8-M8 1p S	PKIP 00 M8-M8 3p S	M8-M8	Ø 7,5	87	140	95	\	\
PKIP 00 2M6-2M6 1p S	PKIP 00 2M6-2M6 3p S	2M6-2M6	Ø 7,5	87	140	95	\	\
PKIP 00 M8-2M6 1p S	PKIP 00 M8-2M6 3p S	M8-2M6	Ø 7,5	87	140	95	\	\
PKIP 00 M8-P00 1p S	PKIP 00 M8-P00 3p S	M8-P00	Ø 7,5	87	140	95	\	\
PKIP 00 M8-2P00 1p S	PKIP 00 M8-2P00 3p S	M8-2P00	Ø 7,5	87	140	95	\	\
PKIP 00 P00-P00 1p S	PKIP 00 P00-P00 3p S	P00-P00	Ø 7,5	87	140	95	\	\
PKIP 00 P00-2P00 1p S	PKIP 00 P00-2P00 3p S	P00-2P00	Ø 7,5	87	140	95	\	\
PKIP 00 2P00-2P00 1p S	PKIP 00 2P00-2P00 3p S	2P00-2P00	Ø 7,5	87	140	95	\	\

*Protective barriers; included with PK 00 3p fuse bases or sold separately

