

Programmable staircase switch CRM-42



Advantages

- 1-module, DIN rail mounted.
- Supply voltage: AC 230 V
- Intelligent staircase switch, the same use as CRM-4, but with increased possibility of control. In mode "PROG" it is possible to select the time of delayed OFF by number of button-pressing sequences. Each pressing multiplies the time set by potentiometer, which that the time is set to 5 min and the button is pressed on 3 times, the output is automatically prolonged to 15 min. The output can also be switched off earlier (reset) by a long pressing of button (longer than 2 sec)
- Output relay contact 16A/AC1 with inrush current up to 80 A enables switching of electrical bulbs and also fluorescent lights.
- Selector switch:
 - ON - Output permanent ON
 - AUTO - timing according to adjusting by potentiometer in range of 30 s - 10 min
 - PROG - timing with time prolongation option by a number of button pressing
- Timing (in mode AUTO and PROG) can be stopped by long pressing of the button (longer than 2 sec)
- Output indication: multifunctional red LED, flashing at certain states
- Possibility to connect up to 100 buttons equipped with glow lamps (up-to 100mA)
- 3-wire or 4-wire connection (it is possible to control input S by potential A1 or A2)
- Warning before switch OFF- output double flash 40 and 30 sec before switch OFF

Programmable staircase switch CRM-42

Type	In [A]	Code No.	Weight [g]	Packaging [pcs]
CRM-42	16	002470078	65	1/10

Digital time switch SHT-1, SHT-1/2, SHT-3 and SHT-3/2



Advantages

- 2-modules, DIN rail mounting
- Daily, weekly program in one device (SHT-1; SHT-1/2)
- Daily, weekly, monthly, yearly program (SHT-3, SHT-3/2)
- Supply voltage AC230 V or AC/DC 12-240 V
- Switching: according to the program (AUTO)/constantly manual/manually until next program change/random (CUBE)
- Automatic conversion summer /winter time
- Sealable cover of the front panel
- 100 memory places, clear LCD display
- Min. interval 1s
- Pulse/cyclic output
- Output contact: 1x 16A changeover → SHT-1, SHT-3.
- Output contact: 2x 16A changeover → SHT - 1/2, SHT-3/2.

Digital time switch SHT-1 and SHT-1/2

Type	I _n [A]	Code No.	Weight [g]	Packaging [pcs]
SHT-1 UNI	16	002470051	130	1
SHT-1 230V	16	002470050	110	1
SHT-1/2 UNI	16	002470054	130	1
SHT-1/2 230V	16	002470053	110	1
SHT-3 UNI	16	002470056	110	1
SHT-3 230V	16	002470055	130	1
SHT-3/2 UNI	16	002470058	110	1
SHT-3/2 230V	16	002470057	130	1

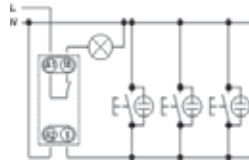
Programmable staircase switch CRM-42

Technical data

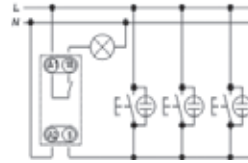
CRM-42	
Functions	delay OFF responsive to control contact switch on
Supply	A1-A2
Supply voltage	230 V AC / 50-60Hz
Consumption	max. 12VA AC / 1.8 W
Supply voltage tolerance	-15% - +10%
Supply indication	green LED
Time ranges	0.5 - 10 min.
Time setting	potentiometer
Time deviation	5%-mechanical setting
Repeat accuracy	5%-set value stability
Temperature coefficient	0,05% / °C at 20 °C
Output	
Number of contacts	1, (AgSnO ₂), switching potential A1
Rated current	16 A / AC1
Breaking capacity	4000 VA / AC1, 384W / DC
Inrush current	30A / < 3s.
Switching voltage	max. 250 V AC1 / 24 V DC
Min. breaking capacity DC	500 mW
Output indication	red LED
Mechanical life	3x10 ⁷
Electrical life	0.7x10 ⁹
Reset time	max. 150 ms.
Controlling	
Control Voltage	230 V AC
Input consumption	0.53 VA AC
Glow tubes	yes, max. 100 pcs. (at 1mA)
Control terminals	A1-S / A2-S
Impulse length	min 50ms. / max.unlimited
Reset time	max. 150 ms.
Operating temperature	-20...+55 °C
Storage temperature	-30...+70 °C
Operating position	any
Mounting	DIN rail EN 60715
Protection degree	IP 40 from front panel
Overtoltage category	III.
Pollution degree	2
Max. cable size	2.5 mm ²
Dimensions	90 x 17,6 x 64 mm
Standards	EN 60669-2-3, EN 61010-1

Connection

3-wire connection



4-wire connection

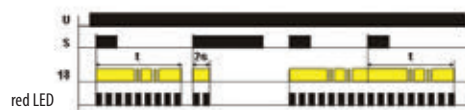


Functions

Function ON



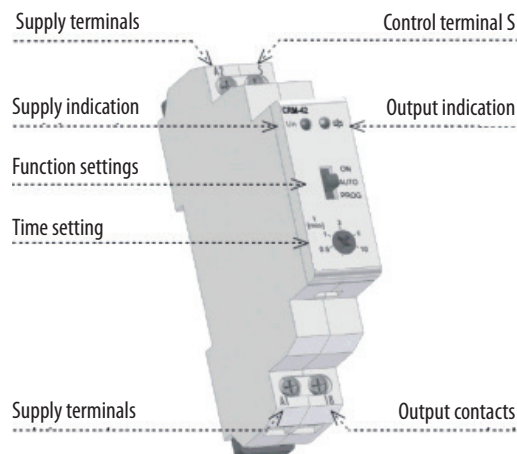
Function AUTO



Function PROG



Description

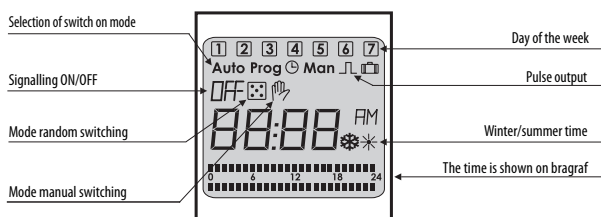


Digital time switch SHT-1, SHT-1/2, SHT-3 and SHT-3/2

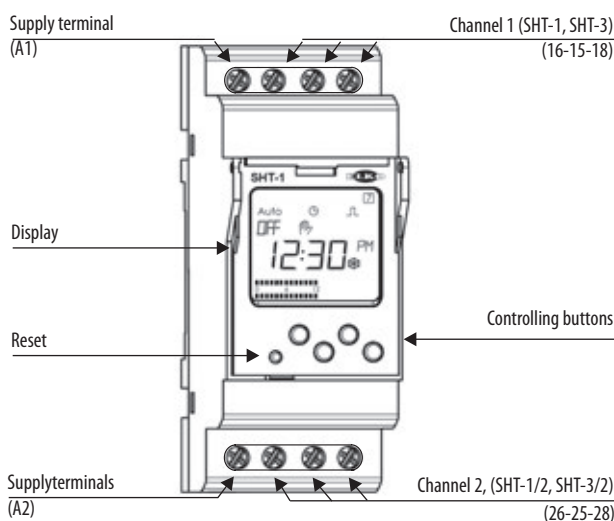
Technical data

Supply terminals	A1-A2
Supply voltage	12 - 240 V AC/DC (50 AC - 60 Hz)
Consumption	UNI 0,5 - 2 VA AC/ 0,4 - 2 W DC
Supply voltage	230
Consumption	230 V AC/50 - 60 Hz max. 14 VA AC / 2 W
Supply voltage tolerance	-15%; +10%
Back-up supply	yes
Summer/winter time	automatic
Output	
Number of contacts	1x CO → SHT-1, SHT-3; 2X CO → SHT-1/2, SHT-3/2
Rated current	16 A / AC1
Breaking capacity	4000 VA / AC1, 384 W / DC
Inrush current	30 A / < 3 s
Switching voltage	250 V AC1 / 24 V DC
Min. breaking capacity DC	500 mW
Mechanical life	>3x10 ⁷
Electrical life (AC1)	>0,7x10 ⁵
Time circuit	
Power back-up	3 years
Accuracy	max. +/- 1s/dat / 23°C
Minimum interval	1 s
Data stored for	min. 10 years
Program circuit	
Program SHT-1, SHT-1/2	daily, weekly
Program SHT-3, SHT-3/2	daily, weekly, monthly, yearly
Data readout	LCD display
Other information	
Operating temperature	-20...+55°C
Storage temperature	-30...+70°C
Electrical strength	4 kV (supply-output)
Operating position	any
Mounting	DIN rail EN 60715
Protection degree	IP 20
Overvoltage category	III
Pollution degree	2
Max. cable size	max. 2x1,5 mm ² , 2x2,5 mm ²
Dimensions	90x35, 6x64mm
Standards	EN 61812-1, EN 61010-1

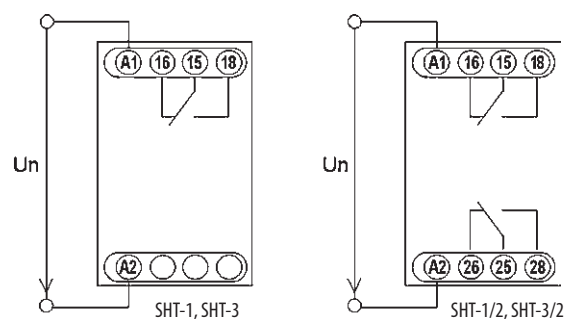
Controlling elements



Description



Connection



Dimensions

