


## INDUSTRIAL INSTALLATIONS

High-quality protection of installations and devices in industry is ensured by wide selection of fuse-links and circuit breakers. Particularly important is the wide range of NV/NH fuse-links and switchgear combinations, i.e. fuse blocks and switch disconnectors. We also offer MCB's and power circuit breakers ETIBREAK. And not to forget ETICON contactors, plug-in outfit and line-up terminals SPOJ and overvoltage protection devices ETITEC. As well we can not provide solutions without switch disconnectors ETISWITCH and actuators and indicators ETISIG. The products are internationally certified and carry several quality marks.



# INDUSTRY

## Low voltage fuse-links

### Fuse-link D0

Rated current  
**2 - 100 A**

Fusing characteristics  
**gG**

D0 fuse-links are used as the most reliable protection of electrical installation, control and signal circuits against overload and short-circuit currents.

The whole system D0 contains a complete range of three physical sizes D01, D02 and D03 fuse-links, standard ceramic and new plastic bases, fuse disconnectors and all necessary accessories. It is dimensioned for rated voltages 400 V a.c. resp. 250 V d.c. with AC 50kA and DC 8kA rated breaking capacity.

The system D0 is intended to be used in residential, business and similar buildings. When it is used in industrial installations, it is necessary to take into account the requirements of the standard IEC 60664-1 concerning the insulation coordination for equipment within low-voltage systems.

All fuse-links have blown-fuse indicators which are visible through the screw cap when mounted. Fuse-links, fuse-bases, caps and fuse-disconnectors are tested and certified according to IEC 60269-3-1, DIN EN 60269-3, DIN VDE 0636-301, HD 630.3.1, DIN EN 60269-1, EN 60947-1 and EN 60947-3.



#### D01 for fuse base E 14

$I_n$ [A]	Colour	Code No. gG	Weight [g]	Packaging [pcs]
2	pink	002211001	6	10/500
4	brown	002211002	6	10/500
6	green	002211003	6	10/500
10	red	002211004	6	10/500
13	black	002211006	6	10/500
16	grey	002211005	6	10/500



#### D02 for fuse base E 18

$I_n$ [A]	Colour	Code No. gG	Weight [g]	Packaging [pcs]
20	blue	002212001	11	10/500
25	yellow	002212002	12	10/500
32	black	002212006	13	10/500
35	black	002212003	13	10/500
40	black	002212007	13	10/500
50	white	002212004	13	10/500
63	copper	002212005	15	10/500



#### D03 for fuse base M 30 x 2

$I_n$ [A]	Colour	Code No. gG	Weight [g]	Packaging [pcs]
80	silver	002213001	35	10/400
100	red	002213002	35	10/400



# Fuse bases

## Advantages of plastic fuse base PFB D0

→ Compact housing design without additional covers – IP 20 protection class, faster assembling

→ All parts are made of firestop material (GW 960 °C)

→ Two position snapper - enables easy replacement



→ More grip area for screwing caps


→ Front print – product data visible after installation in the cabinet

→ LED indication when fuse link operates - working also in case of open circuit at minimal wire capacitance

→ LED indication flashes when a fuse is blown




→ Modular design - availability of assembling multi-pole versions on construction site



→ Double input terminal - availability of connecting wire and isolated Busbar

→ Contact material Cu - lower temperature rise, very lower power dissipation

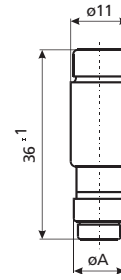


**New! LED Version**

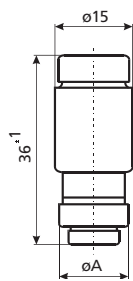
# Fuse-link D0

Technical data	
Rated voltage $U_n$	400 V AC, 250 V DC
Rated current $I_n$	D01 2 - 16 A, D02 20 - 63 A, D03 80 - 100 A
Breaking capacity at 1,1 $U_n$	50 kA AC $\cos \phi = 0,1$ 8 kA DC $T = 15$ ms
Fusing characteristics	gG
Standards	DIN EN 60269-1, IEC 60269-1:2005-04 (VDE 0636 Teil 10): 1999-11 DIN EN 60269-3, IEC 60269-3:2003 (VDE 0636 Teil 30): 1995-12 DIN EN 60269-3-1, IEC 60269-3-1:2004-07 (VDE 0636 Teil 301): 1998-01 DIN VDE 0635/02.84

D01 gG for fuse base E 14	
$I_n$ [A]	dimension $\varnothing A$
2	7,3
4	7,3
6	7,3
10	8,5
13	8,5
16	9,7



D02 gG for fuse base E 18	
$I_n$ [A]	dimension $\varnothing A$
20	10,9
25	12,1
32	13,3
35	13,3
40	13,3
50	14,5
63	15,9



D03 gG for fuse base M 30 x 2	
$I_n$ [A]	dimension $\varnothing A$
80	21,4
100	21,4

