


RESIDENTIAL AND COMMERCIAL INSTALLATIONS

ETI provides high-quality and integral solutions for protection of electrical installations in buildings. We supply all kinds of type D, D0 and C fuse-links, as well as MCB's and various types of residual current protection switches from ASTI group. In our sales program you will also find various types of switches and supervision & control devices of EVE group. Very important is also overvoltage protection ETITEC. All together shall be built, of course, into a distribution cabinet DIDO of your choice. The products are internationally certified and carry several quality marks.



RCBOs - Residual current circuit breakers with integral overcurrent protection KZS

Advantages of residual current circuit breakers with integral overcurrent protection KZS - 1M

→ Combining the features of miniature circuit breaker and a residual current circuit breaker, functionally dependent on line voltage (minimum supply voltage 90V)

→ Version with operating temperature down to -35°C also available

→ Real contact position indication for easier identification, whether RCBO is in ON or OFF position

→ Added protection against any pulsating DC component that can be generated from electrical appliances

→ Energy limiting class 3: highest energy limiting performance for optimal protection of cable insulation and maximally reducing risk of fire and other damage

→ Sealing possibility

→ 1-module housing (18 mm), with switched neutral line



→ Clearly marked terminals to ensure appropriate connection

→ In case of overcurrent or differential current, the button moves to the "trip" (middle) position. In case of manual turn off, the button moves to the "off" (lowest) position.

→ All necessary technical and installation information can be found on the front and side of the device

→ The terminals accept not only wires but also time saving busbars

→ Advanced method of mounting enables an easy removal of single RCBO without disconnecting other units from the busbar



Residual current circuit breakers with integral overcurrent protection

Residual current circuit breaker with integral overcurrent protection KZS - 1M

 Rated short-circuit capacity
6 kA

 Rated current
6-25 A

 Tripping characteristic
B, C

 Rated residual current
0,01 - 0,03 - 0,1 A

**Recommended for use in installations with high level of additional protection required (bathrooms, hospitals, kindergartens etc).
Used for fault and additional protection.**

KZS - 1M (Supply from the bottom)

I _n [A]	I _{Δn} [A]	Type A		Type AC		Weight [g]	Packaging [pcs]
		Code No. B	Code No. C	Code No. B	Code No. C		
6	0,01	002175411	002175421	002175611	002175621	115	12/72
10	0,01	002175412	002175422	002175612	002175622		
13	0,01	002175413	002175423	002175613	002175623		
16	0,01	002175414	002175424	002175614	002175624		
20	0,01	002175415	002175425	002175615	002175625		
25	0,01	002175416	002175426	002175616	002175626		
6	0,03	002175201	002175221	-	-	115	12/72
10	0,03	002175202	002175222	-	-		
13	0,03	002175203	002175223	-	-		
16	0,03	002175204	002175224	-	-		
20	0,03	002175205	002175225	-	-		
25	0,03	002175206	002175226	-	-		
6	0,1	002175431	002175441	002175631	002175681	115	12/72
10	0,1	002175432	002175442	002175632	002175682		
13	0,1	002175433	002175443	002175633	002175683		
16	0,1	002175434	002175444	002175634	002175684		
20	0,1	002175435	002175445	002175635	002175685		
25	0,1	002175436	002175446	002175636	002175686		


KZS - 1M LT (Supply from the bottom)

I _n [A]	I _{Δn} [A]	Type A		Weight [g]	Packaging [pcs]
		Code No. B	Code No. C		
6	0,03	002175291	002175301	115	12/72
10	0,03	002175292	002175302	115	12/72
13	0,03	002175293	002175303	115	12/72
16	0,03	002175294	002175304	115	12/72
20	0,03	002175295	002175305	115	12/72
25	0,03	002175296	002175306	115	12/72

Description - KZS - 1M is a residual current circuit breaker with integral over-current protection, functionally dependent on line voltage.

LT- suitable for temperatures down to -35°C

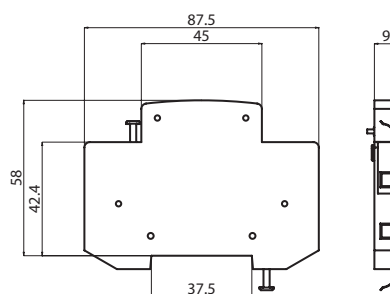
KZS - 1M SUP (Supply from the top)

I _n [A]	I _{Δn} [A]	Type A		Weight [g]	Packaging [pcs]
		Code No. B	Code No. C		
6	0,01	002175811	002175851	115	12/72
10	0,01	002175812	002175852		
13	0,01	002175813	002175853		
16	0,01	002175814	002175854		
20	0,01	002175815	002175855		
25	0,01	002175816	002175856		
6	0,03	002175701	002175721	115	12/72
10	0,03	002175702	002175722		
13	0,03	002175703	002175723		
16	0,03	002175704	002175724		
20	0,03	002175705	002175725		
25	0,03	002175706	002175726		
6	0,1	002175831	002175871	115	12/72
10	0,1	002175832	002175872		
13	0,1	002175833	002175873		
16	0,1	002175834	002175874		
20	0,1	002175835	002175875		
25	0,1	002175836	002175876		



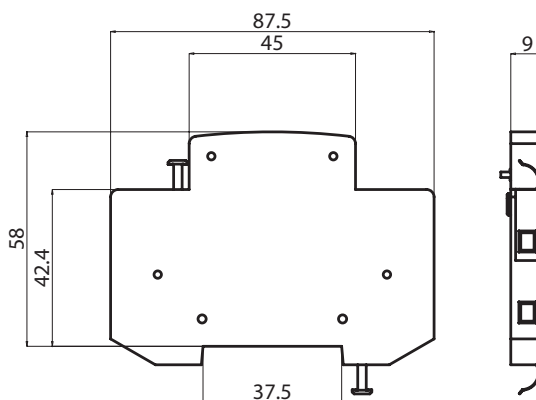
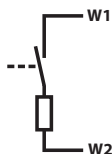
Auxiliary switch PS EFI

Technical data	
Rated current I_n	6 A (230 V AC), AC 12, 1 A (110 V DC), DC 12
Conditional short-circuit current	1 kA with fuse-link 20 A
Terminals	1-2,5mm ² , max 0,5Nm
Terminal Screw	M3 (PH1)
Mounting position	any
Standards	EN 62019



Shunt trip release DA EFI

Technical data	
Rated voltage	230V AC
Rated frequency	50/60Hz
Max inrush current	0,8A
Terminals	1-2,5mm ² , max 0,5Nm
Terminal Screw	M3 (PH1)
Build-in width	9mm
Mounting position	any



Residual current circuit breaker with integral overcurrent protection KZS -1M

Technical data			
Type	KZS 1M	KZS 1M DN	KZS 1M FN
Rated voltage U_n	230 V AC		
Rated current I_n	6-25 A	6-25 A	6-45 A
Minimal supply voltage U_{min}	90 V		
Rated frequency f_n	50 Hz		
Rated short-circuit capacity	6.000 A	6.000 A	10.000 A
Back-up fuse	100 A gG		
Tripping characteristic	B, C		
Rated residual current $I_{\Delta n}$	10, 30, 100 mA	30 mA	30, 100 mA
Type of residual release	A, AC		
Rated residual making and breaking capacity $I_{\Delta m}$	1500A	1500A	4500A
Terminals	1-10 mm ² , max. 1,5Nm	1-10 mm ² , max. 1,5Nm	1-25 mm ² / 1-16 mm ²
Terminal screw	M4 (Pozidrive PZ2)	M4 (Pozidrive PZ2)	M5 (Pozidrive PZ2)
Width	18 mm		
Mounting position	any		
Standard	IEC 61009	IEC 61009, EN 50550	IEC 61009-1 / 61009-2
Length of neutral conductor	-	-	600 mm
Operating temperature	-25°C ... +40°C		

Voltage [V]	KZS 1M DN	
	Tripping time [s]	
255	/	
275	3s < t < 15s	
300	1s < t < 5s	
350	0,25s < t < 0,75s	
400	0,07s < t < 0,20s	