

RESIDENTIAL AND COMMERCIAL INSTALLATIONS

ETI provides high-quality and integral solutions for protection of electrical installations in buildings. We supply all kinds of type D, D0 and C fuse-links, as well as MCB's and various types of residual current protection switches from ASTI group. In our sales program you will also find various types of switches and supervision & control devices of EVE group. Very important is also overvoltage protection ETITEC. All together shall be built, of course, into a distribution cabinet DIDO of your choice. The products are internationally certified and carry several quality marks.



MCBs - Miniature circuit breakers ETIMAT

Advantages of miniature circuit breakers ETIMAT 6

→ Sealing possibility



→ "ON/OFF" mark on the switch button


→ Option of mounting auxiliary devices (auxiliary switch, shunt trip)




→ Better protection of terminals against touching the parts under voltage

→ Double connection possibility

→ Every product is marked with EAN Code



→ New method of mounting on the DIN rail and simple replacement



Miniature circuit breaker ETIMAT 6

 Rated short-circuit capacity
6 kA

 Rated current
0,5 - 63 A

 Tripping characteristic
B, C, D

1-pole

I_n [A]	U_n [V]	Code No. B	Code No. C	Code No. D	Weight [g]	Packaging [pcs]
0,5	230/400	/	002141501	002161501	115	12/108
1	230/400	002111509	002141504	002161504	115	12/108
1,6	230/400	/	002141507	002161507	115	12/108
2	230/400	002111510	002141508	002161508	115	12/108
3	230/400	/	002141509	/	115	12/108
4	230/400	002111511	002141510	002161510	115	12/108
6	230/400	002111512	002141512	002161512	112	12/108
10	230/400	002111514	002141514	002161514	112	12/108
13	230/400	002111515	002141515	002161515	112	12/108
16	230/400	002111516	002141516	002161516	112	12/108
20	230/400	002111517	002141517	002161517	112	12/108
25	230/400	002111518	002141518	002161518	112	12/108
32	230/400	002111519	002141519	002161519	112	12/108
40	230/400	002111520	002141520	002161520	112	12/108
50	230/400	002111521	002141521	002161521	123	12/108
63	230/400	002111522	002141522	002161522	123	12/108



1-pole + N

I_n [A]	U_n [V]	Code No. B	Code No. C	Code No. D	Weight [g]	Packaging [pcs]
0,5	230	/	002142501	002162501	232	6/54
1	230	002112509	002142504	002162504	232	6/54
1,6	230	/	002142507	002162507	232	6/54
2	230	002112510	002142508	002162508	232	6/54
3	230	/	002142509	/	232	6/54
4	230	002112511	002142510	002162510	232	6/54
6	230	002112512	002142512	002162512	227	6/54
10	230	002112514	002142514	002162514	227	6/54
13	230	002112515	002142515	002162515	227	6/54
16	230	002112516	002142516	002162516	227	6/54
20	230	002112517	002142517	002162517	227	6/54
25	230	002112518	002142518	002162518	227	6/54
32	230	002112519	002142519	002162519	227	6/54
40	230	002112520	002142520	002162520	227	6/54
50	230	002112521	002142521	002162521	245	6/54
63	230	002112522	002142522	002162522	245	6/54

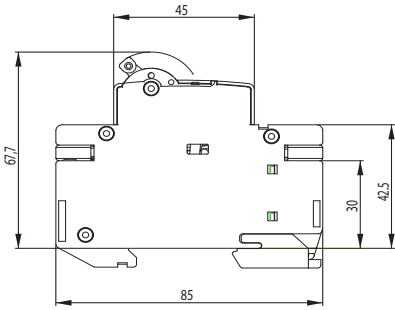


2-pole

I_n [A]	U_n [V]	Code No. B	Code No. C	Code No. D	Weight [g]	Packaging [pcs]
0,5	400	/	002143501	002163501	232	6/54
1	400	002113509	002143504	002163504	232	6/54
1,6	400	/	002143507	002163507	232	6/54
2	400	002113510	002143508	002163508	232	6/54
3	400	/	002143509	/	232	6/54
4	400	002113511	002143510	002163510	232	6/54
6	400	002113512	002143512	002163512	227	6/54
10	400	002113514	002143514	002163514	227	6/54
13	400	002113515	002143515	002163515	227	6/54
16	400	002113516	002143516	002163516	227	6/54
20	400	002113517	002143517	002163517	227	6/54
25	400	002113518	002143518	002163518	227	6/54
32	400	002113519	002143519	002163519	227	6/54
40	400	002113520	002143520	002163520	227	6/54
50	400	002113521	002143521	002163521	245	6/54
63	400	002113522	002143522	002163522	245	6/54



Miniature circuit breaker ETIMAT 6



Technical data	
Rated voltage	230/400 V AC, max. 60 V DC / pole
Rated current	B:1-63A, C:0.5-63A, D:0.5-63A
Rated frequency	50/60 Hz
Rated short-circuit capacity	6 kA
Back-up fuse	100A gG
Energy limiting class	3; B, C
Tripping characteristic	B, C, D
Terminals	1 – 25 mm ² , max. 3 Nm
Terminal screw	M5 (Pozidrive PZ2)
Build-in width	18 mm/pol
Mounting on the rail	EN 60715 (EN 50022)
Busbar Thickness	0,8-2mm
Mounting position	any
Sealing possibility	ON / OFF
Electrical endurance (ops)	8.000
Mechanical endurance (ops)	20.000
Overtoltage category	III
Resistance to vibrations acc. to IEC 60068-2-7	5g (10,60 & 500Hz)
Standards	IEC 60898, EN 60898, IEC 60947-2

