

MCBs - Miniature circuit breakers ETIMAT P

Advantages of miniature circuit breakers ETIMAT P





TESTED AND PROVEN QUALITY OF EACH MCB PRODUCED EXACT TRACEABILITY AND HIGHEST QUALITY CONTROL

- Fully automated assembly line with 17 different tests and measurements during assembly process to ensure best functionality of each finished product
- All important components are marked with a DMC code, containing individual test results and thus ensuring exact traceability and highest quality control of every MCB

UNIQUE TECHNOLOGY FOR PRECISE OVERLOAD TRIPPING THROUGH THE ENTIRE LIFE CYCLE

While other MCBs on the market are adjusted to the desired tripping characteristic afterwards, ETIMAT P uses a new integrated thermal release, preventing both manual tampering of overload settings and material deterioration, ensuring a precise and reliable overload tripping through the entire life cycle of the MCB.




ALL REQUIRED DATA READILY AVAILABLE WITH A SINGLE QR CODE SCAN

- Every product has a QR code with a link to the product webpage with all relevant information, instruction manuals and other technical materials.
- All important technical data is printed on the front and side of the MCB
- Every product is marked with EAN code

SUPERIOR TECHNICAL FEATURES

- reduced power dissipation
- high electrical endurance: 20.000 operation cycles
- operation in DC circuits with voltage up to 60V DC/pole
- construction solutions protected by two European patents



SPECIAL VERSIONS TOGGLE POSITION INDICATES TRIPPING LESS ROOM FOR USER ERROR

- Reset version:
In case of overcurrent, the button moves to the "trip" (middle) position. In case of manual turn off, the button moves to the "off" (lowest) position (only ETIMAT P10).

Miniature circuit breakers

WIDE RANGE OF AUXILIARY DEVICES AND ACCESSORIES AND EASE OF INSTALLATION

→ possibility of mounting up to 3 auxiliary / signal switches




→ Terminal cover



→ Locking device



→ Double connection possibility - all MCBs can be simultaneously connected to busbar and conductor, both from above and below



→ supply possibility from top or bottom

→ possibility to connect wires to terminals up to 25 mm²

→ same profile as our other modular devices resulting in a coordinated and streamlined look to the installation



ATTENTION TO DETAILS

→ Trip-free mechanism ensures that MCB trips even if the toggle is held in ON position

→ Separate indication of contacts' real state (independent of the toggle position) ensures additional user safety

→ green flag: contacts open, red flag: contacts closed

→ Better protection of terminals against touching the parts under voltage




→ Sturdy pins on 4-module devices




→ "ON/OFF" mark on the switch button



→ Possibility of sealing in "ON" or "OFF" position



→ Space for labeling



→ NO WOBBLE™ technology new snapping unit enables easy, firm and secure DIN-rail mounting and replacement

Miniature circuit breakers

3-pole					
I_n [A]	U_n [V]	Code No. B	Code No. C	Code No. D	Packaging [pcs]
0,5	415	-	001900321	001900341	4/36
1	415	001900302	001900322	001900342	4/36
1,6	415	001900303	001900323	001900343	4/36
2	415	001900304	001900324	001900344	4/36
3	415	001900305	001900325	001900345	4/36
4	415	001900306	001900326	001900346	4/36
6	415	001900307	001900327	001900347	4/36
10	415	001900308	001900328	001900348	4/36
13	415	001900309	001900329	001900349	4/36
16	415	001900310	001900330	001900350	4/36
20	415	001900311	001900331	001900351	4/36
25	415	001900312	001900332	001900352	4/36
32	415	001900313	001900333	001900353	4/36
40	415	001900314	001900334	001900354	4/36
50	415	001900315	001900335	001900355	4/36
63	415	001900316	001900336	-	4/36



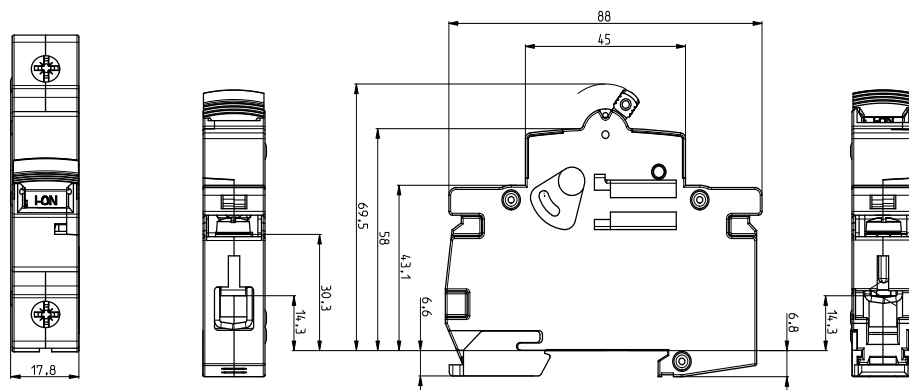
3-pole + N					
I_n [A]	U_n [V]	Code No. B	Code No. C	Code No. D	Packaging [pcs]
0,5	415	-	001900421	001900441	3/27
1	415	001900402	001900422	001900442	3/27
1,6	415	001900403	001900423	001900443	3/27
2	415	001900404	001900424	001900444	3/27
3	415	001900405	001900425	001900445	3/27
4	415	001900406	001900426	001900446	3/27
6	415	001900407	001900427	001900447	3/27
10	415	001900408	001900428	001900448	3/27
13	415	001900409	001900429	001900449	3/27
16	415	001900410	001900430	001900450	3/27
20	415	001900411	001900431	001900451	3/27
25	415	001900412	001900432	001900452	3/27
32	415	001900413	001900433	001900453	3/27
40	415	001900414	001900434	001900454	3/27
50	415	001900415	001900435	001900455	3/27
63	415	001900416	001900436	-	3/27

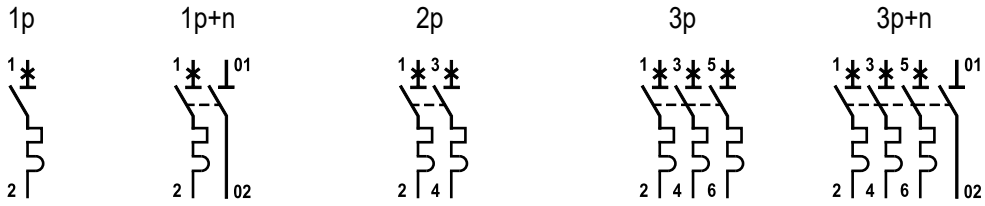


Circuit breakers type ETIMAT P6 / 3-pole + N are suitable for use as 4-pole circuit breakers

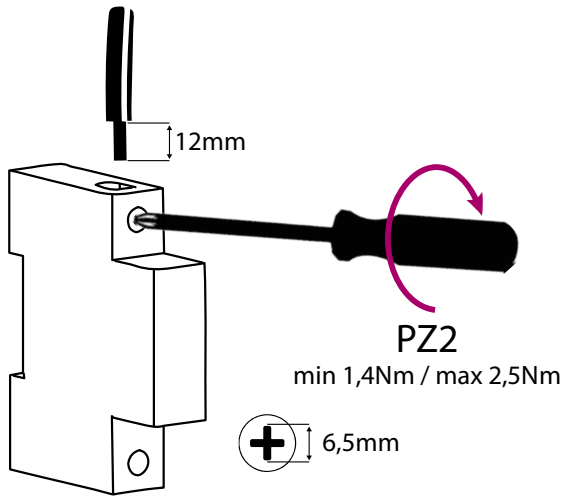
Miniature circuit breaker ETIMAT P6

Technical data	
Rated voltage	240/415V AC; max 60V DC/pol
Min. operating voltage	12V AC/DC
Max operating voltage	250/440V AC
Rated current	0,5-63A
Rated frequency	50/60Hz
Rated insulation voltage	500V
Rated impulse withstand voltage	6kV (acc. to 60947-2)
Shock resistance	30g, min 2 shocks, t=13ms
Rated short-circuit capacity	6 kA
Energy limiting class	3; B,C
Tripping characteristic	B, C, D
Back-up fuse	100A gG
Index of protection	IP 20 (IP 40)
Terminals	1-25mm ² , min 1,4Nm / max 2,5Nm
Terminal screw	M5 (Pozidrive PZ2)
Mechanical endurance	20.000 op. cycles
Electrical endurance	20.000 op. cycles
Ambient temperature	max -40°C ... +70°C
Storage temperature	max -60°C ... +70°C
Supply possibility	top or bottom
Build-in width	18mm/pol
Insulating class	B
Overvoltage category	III
Pollution degree	2
Mounting on the rail	EN 60715
Mounting position	any
Sealing possibility	✓
Terminal cover	✓
Contact position indicator	✓
Locking device	✓
Resistance to vibrations acc. to IEC 60068-2-7	5g (10,60 & 500Hz)
Standards	IEC/EN 60898-1, IEC 60947-2





Tripping characteristics			
Characteristic	Test current	Tripping time	Result
B, C, D	$1,13 I_n$	$t \geq 3600 \text{ s}$	No tripping
B, C, D	$1,45 I_n$	$t < 3600 \text{ s}$	Tripping
B, C, D	$2,55 I_n$	$1 \text{ s} < t < 60 \text{ s}$	Tripping
B	$3,00 I_n$	$t \leq 0,1 \text{ s}$	No tripping
C	$5,00 I_n$	$t \leq 0,1 \text{ s}$	No tripping
D	$10,00 I_n$	$t \leq 0,1 \text{ s}$	No tripping
B	$5,00 I_n$	$t < 0,1 \text{ s}$	Tripping
C	$10,00 I_n$	$t < 0,1 \text{ s}$	Tripping
D	$20,00 I_n$	$t < 0,1 \text{ s}$	Tripping



Any mounting position

